



SRT-147

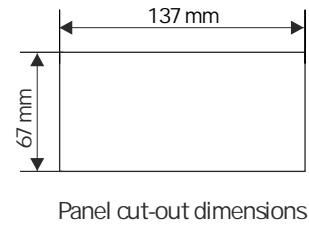
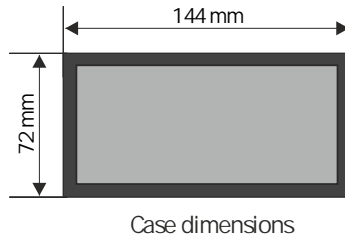
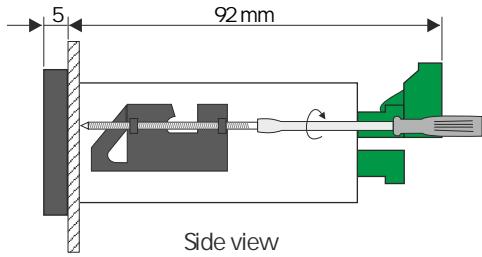
- ❑ temperature meter with a large 4 x 38 mm display
- ❑ input: thermoresistance or thermocouple
- ❑ 0, 2 or 4 REL / OC outputs
- ❑ analogue output: active or passive, power supply output: 24V DC
- ❑ RS-485 / Modbus RTU
- ❑ automatic recognition of 3 and 4-conductor connection (RTD inputs)
- ❑ automatic compensation of TC cold ends temperature

The SRT-147 meter is designed for temperature measurements. The main advantage is large 38 mm high LED display. The device is equipped with one resistance-type Pt100/500/1000 input or thermocouple input which can operate with K, S, J, T, N, R, B, and E type thermocouples. The inputs feature with fully linearized characteristics. The 24V DC / 100 mA output is designed to supply measuring transducers, and the RS-485 port enables data transmission in production process monitoring systems. The REL / OC control outputs can adjust the level of measured signal and are controlled according to one or two threshold values. Moreover, the meter can be equipped with analogue outputs, according to the customer selection: active current output, passive isolated current output or active voltage output.

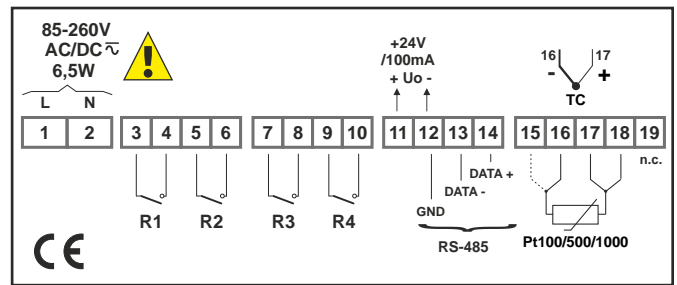
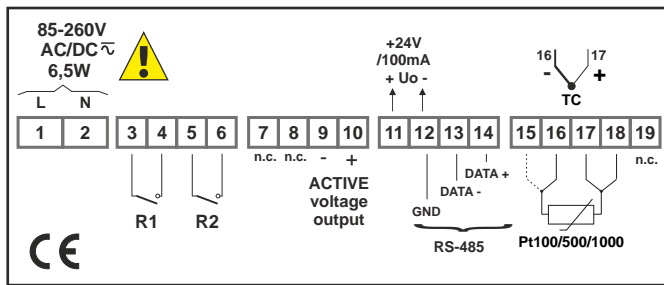
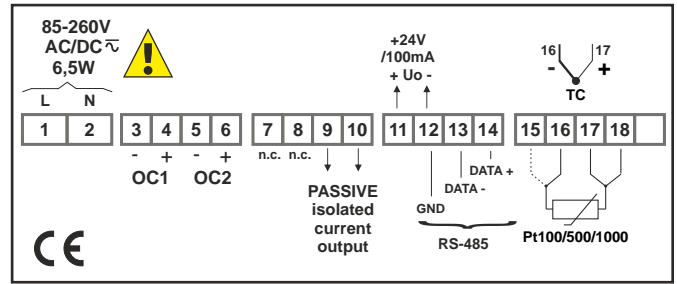
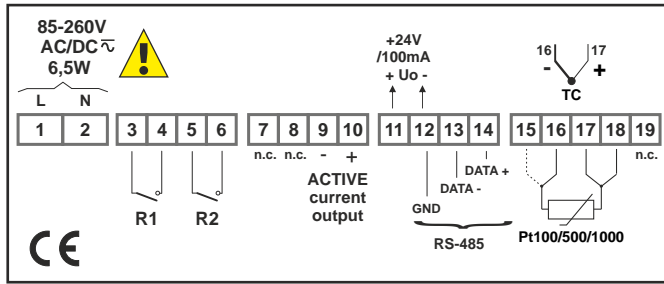
TECHNICAL DATA

Power supply Power consumption	19V ÷ 50V DC; 16V ÷ 35V AC or 85 ÷ 260V AC/DC or 12V AC/DC, all separated for 12V AC/DC, 85 ÷ 260V AC/DC and 16V ÷ 35V AC power supply: max. 6.5 VA; for 19V ÷ 50V DC power supply: max. 6.5 W
Display	LED, 4 x 38 mm high, red (green - optionally), brightness adjustable in 8 steps
Displayed values	-999 ÷ 9999 + decimal point
Input	<u>thermoresistance</u> : Pt100, Pt500, Pt1000 (automatic recognition of 3 and 4-conductor connection, resistance compensation of connecting conductors 0 ÷ 20 Ω at any conductor); measuring range: -100°C ÷ 600°C; resolution: 0,1°C <u>thermocouple</u> : type K, S, J, T, N, R, B, E; measuring range: K: -200°C ÷ +1370°C; S: -50°C ÷ +1768°C; J: -210°C ÷ +1200°C; T: -200°C ÷ +400°C; N: -200°C ÷ +1300°C; R: -50°C ÷ +1768°C; B: +250°C ÷ +1820°C; E: -200°C ÷ +1000°C; resolution: 1°C, additional range -10 ÷ +90 mV
Accuracy	0,1% @ 25°C ± one digit
Stability	50 ppm/°C
Binary outputs	0, 2 or 4 x REL I _{max} =1A, U _{max} =30VDC/250VAC (cosφ=1) or OC I _{max} =30mA, U _{max} =30VDC, P _{max} =100mW
Analogue output (available with 2 x REL or OC, see ordering)	<u>active current</u> : operating range 0/4-20 mA (max. 0-24 mA), load resistance 700 Ω max., resolution 13 bit <u>passive current</u> : isolated, operating range 4-20 mA (max. 2,8-24 mA), load resistance 600 Ω @ 24VDC, resolution 13 bit <u>active voltage</u> : operating range 0/1-5V, 0/2-10V (max. 0-11V), load resistance min. 2000 Ω, resolution 13 bit
Power supply output	24V DC +5%, -10% / max. 100 mA, stabilized
Communication interface	RS-485, 8N1 and 8N2, 1200 bit/s ÷ 115200 bit/s, Modbus RTU (not galvanically isolated)
Operating temp.	0°C ÷ +50°C (standard), -20°C ÷ +50°C (option)
Storage temp.	-10°C ÷ +70°C (standard), -20°C ÷ +70°C (depending on option)
Protection class	IP 65 (front), optional integrated frame for panel cut-out sealing; IP 20 (case and connection clips)
Case	panel mounting; material: NORYL - GFN2SE1
Dimensions	<u>case (WxHxD)</u> : 144 x 72 x 100 mm <u>panel cut-out dimensions</u> : 138.5 x 67 mm <u>installation depth</u> : min. 102 mm <u>board thickness</u> : standard 7 mm or other depending on used board thickness brackets (see Accessories)
Weight	360 g max.

DIMENSIONS



EXAMPLARY PIN ASSIGNMENTS



ORDERING

SRT-147-1XXX-1-X-XX1

type of input:

- 3: thermoresistance
- A: thermocouple

number of outputs:

- 0
- 2
- 3
- 4

type of outputs:

- 0: no output
- 1: REL (for 2 and 4 outputs)
- 2: OC (for 2 and 4 outputs)
- 3: 2 x REL + 1 x AO (0/4-20 mA, active, non-isolated)
- 4: 2 x OC + 1 x AO (0/4-20 mA, active, non-isolated)
- 9: 2 x REL + 1 x AO (4-20 mA, passive, isolated)
- A: 2 x OC + 1 x AO (4-20 mA, passive, isolated)
- B: 2 x REL + 1 x AO (0/1-5V, 0/2-10V, active, non-isolated)
- C: 2 x OC + 1 x AO (0/1-5V, 0/2-10V, active, non-isolated)

options:

- 00: no options
- 01: integrated frame for panel cut-out sealing
- 03: green colour LED display
- 04: integrated frame for panel cut-out sealing + green colour LED display
- 08: operating temp. -20°C ÷ +50°C
- 0P: integrated frame for panel cut-out sealing + operating temp. -20°C ÷ +50°C
- 0L: green colour LED display + operating temp. -20°C ÷ +50°C
- 0T: integrated frame for panel cut-out sealing + green colour LED display + operating temp. -20°C ÷ +50°C

power supply:

- 3: 24V AC/DC
- 4: 85V ÷ 260V AC/DC
- 5: 12V AC/DC



BOARD THICKNESS BRACKETS / ADAPTORS



SPH-07
1 ÷ 7 mm board thickness brackets (2 pcs)
standard included with device



SPH-05
1 ÷ 5 mm board thickness brackets (2 pcs)

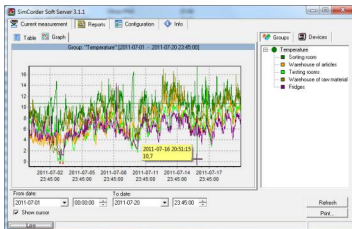


SPH-45
1 ÷ 45 mm board thickness brackets (2 pcs)



SRH-77/147: TS-35 DIN rail brackets for 96 x 48 mm case

SOFTWARE



SimCorder Soft is a visualisation application created to facilitate work with advanced networks of the SIMEX devices, for acquisition, visualisation, reporting, archiving, exporting and printing of measurement data from all network devices. You can download measurements from the devices automatically or on demand. There is a possibility of immediate notification about emergency states via SMS or e-mail, which will often allow to quickly resolve an arising problem while avoiding long and expensive stoppages. You can view the measurement data, emergency states and configuration via the internet at every time.

CONVERTERS



The SRS-U4 converter is designed to connect a USB host to slave devices equipped with RS-485 interface. The PC with special software can be used as a host. The SRS-U4 unit guarantees full galvanic isolation between USB and RS-485 circuits. The converter can work with any devices equipped with RS-485 interface and contains integrated circuit which supports USB 1.1 and USB 2.0 standards. The main purpose is connection of PC host computer with industrial data acquisition and visualisation systems based on RS-485 interface.

The SRS-U4 can be also manufactured with DIN mounting adaptor.

