


# Range of machines


All Euromac machines comply with the latest EC regulations



## technical data

	xt electric 1500/24-2500	xt electric S* 1500/24-2500	xt electric S* 1500/24-3000
Max. punching force (kN)	240	240	240
Y-axis with Multi-tool/Monop. (mm)			
Y = 1500	1550 / 1500	1550 / 1500	1550 / 1500
Y-axis motors	1	2	2
X-axis (mm)	2500	2500	3000
Automatic repositioning in X (mm)	up to 10000	up to 10000	up to 10000
Punch stroke control (mm)	from 0.1 to 31	from 0.1 to 31	from 0.1 to 31
Servomotor-driven hydraulic system	standard	standard	standard
Positioning accuracy (mm)	+/- 0.05	+/- 0.05	+/- 0.05
Repeatability in forming (mm)	+/- 0.1	+/- 0.1	+/- 0.1
Bi-directional Auto-index Stations	3	3	3
Clamp aperture (mm)	11	11	11
Std. automatic clamps.	2	2	3
Max. number of strokes (1/min):			
Punching pitch 20 mm	340	360	360
Nibbling pitch 1 mm	780	780	780
Marking	2000	2000	2000
Thicknesses (mm)	0.6 - 6.5	0.6 - 6.5	0.6 - 6.5
Max. sheet metal weight at reduced axle speed (kg)	180*	180*	180*
USB ports	6	6	6
Power required (kW)	13	13	13
Average power consumption (kW/h)	3.5	3.5	3.5
Approximate weight (kg)	9100	9100	9300
Dimensions (mm)	5400 x 4600	5400 x 4600	6200 x 4600


\* S models have 2 motors in the Y axes



## technical data

	xt Hybrid 1500/30-2500	xt hybrid S* 1500/30-2500	xt hybrid S* 1500/30-3000
Max. punching force (kN)	300	300	300
Y-axis with Multi-tool/Monop. (mm)			
Y = 1500	1550 / 1500	1550 / 1500	1550 / 1500
Y-axis motors	1	2	2
X-axis (mm)	2500	2500	3000
Automatic repositioning in X (mm)	up to 10000	up to 10000	up to 10000
Punch stroke control (mm)	from 0.1 to 31	from 0.1 to 31	from 0.1 to 31
Servomotor-driven hydraulic system	standard	standard	standard
Positioning accuracy (mm)	+/- 0.05	+/- 0.05	+/- 0.05
Repeatability in forming (mm)	+/- 0.1	+/- 0.1	+/- 0.1
Bi-directional Auto-index Stations	3	3	3
Clamp aperture (mm)	11	11	11
Std. automatic clamps.	2	2	3
Max. number of strokes (1/min):			
Punching pitch 20 mm	460	500	500
Nibbling pitch 1 mm	1080	1100	1100
Marking	2000	2000	2000
Thicknesses (mm)	0.6 - 6.5	0.6 - 6.5	0.6 - 6.5
Max. sheet metal weight at reduced axle speed (kg)	180*	180*	180*
USB ports	6	6	6
Power required (kW)	8,5	8,5	8,5
Average power consumption (kW/h)	5	5	5
Approximate weight (kg)	9100	9100	9300
Dimensions (mm)	5400 x 4600	5400 x 4600	6200 x 4600

\* S models have 2 motors in the Y axes



## technical data

	xt hydraulic 1500/30-2500	xt hydraulic S* 1500/30-3000
Max. punching force (kN)	300	300
Y-axis with Multi-tool/Monop. (mm)		
Y = 1500	-1550 / 1500	1550 / 1500
Y-axis motors	1	2
X-axis (mm)	2500	3000
Automatic repositioning in X (mm)	up to 10000	up to 10000
Punch stroke control (mm)	from 0.1 to 31	from 0.1 to 31
Servomotor-driven hydraulic system	standard	standard
Positioning accuracy (mm)	+/- 0.05	+/- 0.05
Repeatability in forming (mm)	+/- 0.1	+/- 0.1
Bi-directional Auto-index Stations	3	3
Clamp aperture (mm)	11	11
Std. automatic clamps.	2	3
Max. number of strokes (1/min):		
Punching pitch 20 mm	340	360
Nibbling pitch 1 mm	600	600
Marking	-	-
Thicknesses (mm)	0.6 - 6.5	0.6 - 6.5
Max. sheet metal weight at reduced axle speed (kg)	180*	180*
USB ports	6	6
Power required (kW)	8,5	8,5
Average power consumption (kW/h)	5	5
Approximate weight (kg)	9100	9300
Dimensions (mm)	5400 x 4600	6200 x 4600

\* S models have 2 motors in the Y axes

