

## USE AND MAINTENANCE INSTRUCTIONS

# CHOKER JOKER LIGHT CAMBIUM SAVER

EN 795:2012 TYPE B / TESTED AND COMPLIES WITH TS 16415:2013

REF. FTC/JOKER/EL/110

110 cm

MANUFACTURING DATE

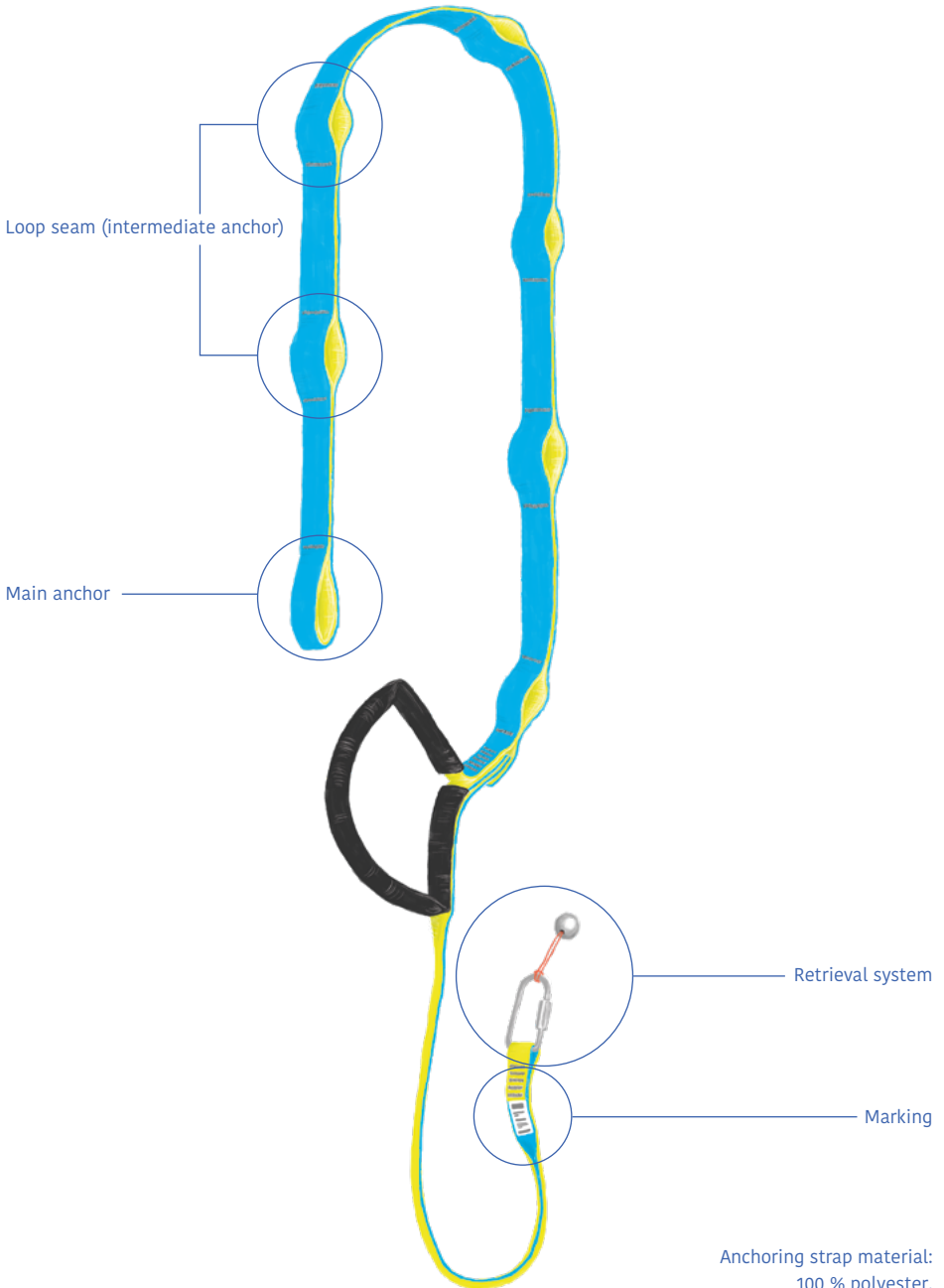
XX/XX-XXXX

Month/Year-Individual number



# 1 DESCRIPTION

This equipment totally complies with the requirements of European Standard EN 795 TYPE B as well as the TS 16415:2013 for a use by 2 persons.



## 2 USE

The CHOKER JOKER LIGHT is a temporary anchoring system for tree care and working at heights. It allows anchoring within the limits of its length on any non-abrasive support having a minimum resistance of 12 kN. It must be used in combination with standardised and compatible components: connector CE EN 362:2004 and pulley CE EN 12278. When performing tree care, connectors must have triple-lock systems. This anchoring device was subjected to tests complying with the European Standard (EN 795:2012 TYPE B + TS 16415:2013). This product complies with the EU 2016/425 regulation on personal protective equipments. The declaration of conformity can be downloaded from [www.ftc-tree.com](http://www.ftc-tree.com).

## 3 GENERAL INSTRUCTIONS

### 3.1 • USE



The CHOKER JOKER LIGHT must be:

- Used after reading and understanding these instructions.
- Used with compatible systems (for example: connectors CE EN 362: 2004), and by respecting their instructions, as well as the recommendations in these instructions. For information on compatible systems, please contact FTC: 1355, chemin de Malombre, ZI Les Plaines - 26780 MALATAVERNE • FRANCE (+33) 475 528 640 • [www.ftc-tree.com](http://www.ftc-tree.com).
- Used with standardised connectors EN 362, minimum triple-lock, or pulleys CE EN 12278.
- When the anchoring device is used as part of a fall-arrest system, users must be equipped with a way to limit the maximum dynamic force when stopping the fall to a maximum value of 6 kN. A full-body harness is the only authorized body holding device permitted for use in a fall-arrest system. Read the instructions of the harness manufacturer to know where and how your cambium saver should be connected to it.
- In case it is used as part of a fall-arrest system, it is essential for safety reason to check that, should the climber fall, he would not collide with any obstacle or the ground before the fall is actually stopped.
- Used by competent people trained in height work. All users must be in good physical and mental condition and have no medical contraindications to working at heights.
- Inspected annually by a competent person familiar with the requirements in effect in order to verify its state and conformity. Once inspected, write the inspection date on the label. If it does not pass the annual inspection, it must be repaired by the manufacturer only (FTC - 1355, chemin de Malombre, ZI Les Plaines • 26780 MALATAVERNE • (+33) 475 528 640 • [www.ftc-tree.com](http://www.ftc-tree.com)), and then re-tested. If it cannot be repaired, discard it.
- Inspected by a competent user trained in working at heights before each use.
- After a fall, it must immediately be pulled from active use and must be inspected by a competent person. Reuse of the equipment shall be authorised only after written authorisation by the inspector.
- Used on a structure having a minimum resistance of 12 kN.
- Used with only one climbing rope, or one climbing rope and an emergency rescue rope.
- Replace it immediately if there are any doubts about the equipment's safety.
- Reserved exclusively for use by one individual.



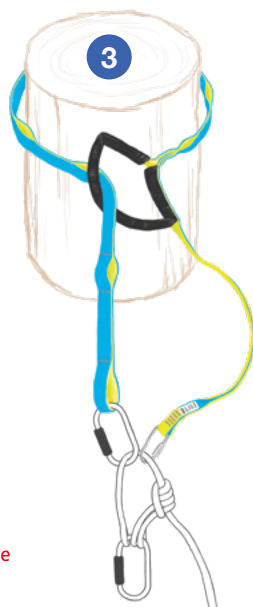
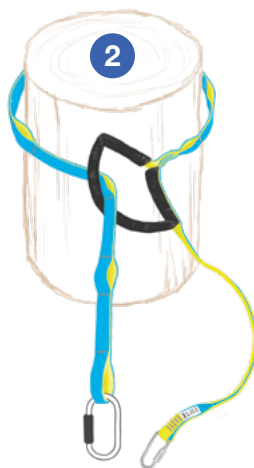
**THE USER'S CLIMBING ROPE MUST ALWAYS BE CONNECTED TO THE MAIN ANCHOR OR TO AN INTERMEDIATE ANCHOR. THIS ANCHORING DEVICE MUST ONLY BE USED AS PERSONAL PROTECTIVE EQUIPMENT AGAINST FALL AND NOT AS A LIFTING DEVICE.**

## 3.2 • PRECAUTIONS

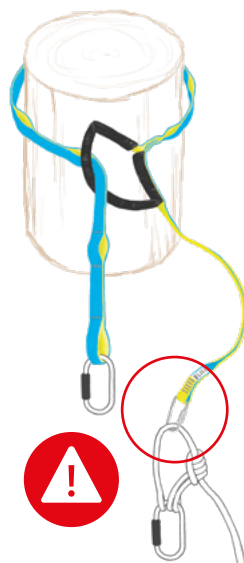
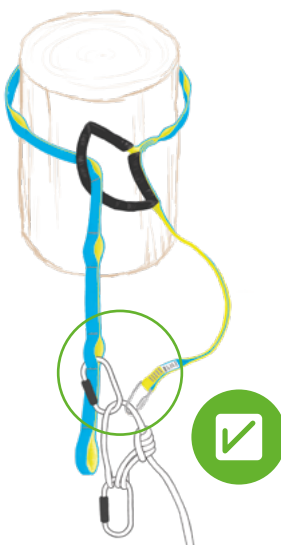
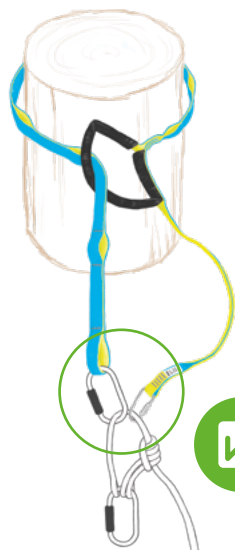
- **Never connect the climbing rope only to the retrieval system.**
- It is essential to users' safety, if the product is resold outside of the original country of destination, that the reseller provide these instructions and the annual inspection form written in the language of the country destined to use this product.
- Never destroy these instructions; keep them and make them available to the user.
- Never use if any one of the conditions mentioned in Chapter 3.1 is lacking or causes doubt.
- Never use if the straps are damaged, cut, deformed, worn, unstitched or partially unstitched.
- Never use if the anchor or support is defective or unsure.
- Never use if the anchoring point could irreversibly damage the JOKER CHOKER LIGHT and/or jeopardise the resistance of the strap and its seams (sharp or abrasive edges, etc.).
- Never combine with standardised elements whose operation would interfere with and compromise the safety of the CHOKER JOKER LIGHT, or vice-versa.
- Never use when the user is alone or outside of the view of a competent person trained in rescue at heights.
- Never use without an emergency rescue plan.
- Never use for any other work than that recommended by the manufacturer.
- Never modify or transform the CHOKER JOKER LIGHT.
- Never place the carabiner around a seam and through two loops in the daisy chain.
- Never use the CHOKER JOKER LIGHT above its limits or in any situation in which it is not intended to be used.

## 4 INSTRUCTIONS FOR USE

### 4.1 • SETTING UP THE CHOKER JOKER LIGHT



12 kN  
=  
Minimum resistance  
of anchor point



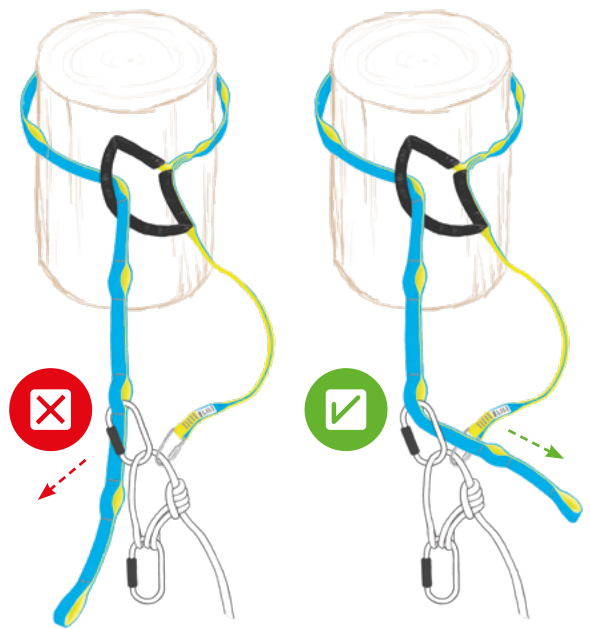
THE USER'S CLIMBING ROPE MUST ALWAYS BE CONNECTED  
TO THE MAIN ANCHOR OR TO AN INTERMEDIATE ANCHOR.  
NEVER CONNECT THE CLIMBING ROPE ONLY TO THE RETRIEVAL SYSTEM.



IF THE CONNECTOR IS PLACED TOO CLOSE TO THE TRUNK, IT WILL BE IMPOSSIBLE TO RETRIEVE THE ROPE. LEAVE AT LEAST 2 LOOPS IN THE DAISY CHAIN FOR RETRIEVAL (20 CM).




LEAVE THE EXTRA LOOP ON THE SIDE OF THE RETRIEVAL SYSTEM, SO THAT THE ROPE DOES NOT GET TANGLED WITH IT DURING RETRIEVAL.



## 4.2 • RETRIEVING THE ASSEMBLY

- Place the retrieval ball on the end of the rope, on the side of the larger ring.
- Pull on the rope until the CHOKER JOKER LIGHT is pulled free.



## 5 MEANING OF MARKINGS

Example:

CHOKER JOKER LIGHT LENGTH 110 CM • REF: FTC/JOKER/EL/110

The diagram shows a rectangular label with the following markings and their corresponding meanings:

- Manufacturer:** FTC logo (a stylized knot).
- Product name:** JOKER ÉTRANGLEUSE
- Reference:** LIGHT 110 CM (Length)
- Standards and years of issue:** FTC/JOKER/EL/110
- Material:** EN 795:2012 (Anchor type)
- Serial number:** TS 16415:2013 (Anchor type)
- Month/Year-XXXX (individual number):** TYPE B (Anchor type)
- Breaking strength:** Matière : 100 % PES (Material)
- Complies with (EU) 2016/425 standard:** [www.ftc-tree.com](http://www.ftc-tree.com) (Manufacturer's website)
- No. of notified body (0082: APAVE SUDEUROPE):** SN : 12/19-0032
- Pictogram showing the relative positions of anchor and climber:** XXXX daN (Breaking strength)
- Other markings:** 2 x (Certified for 2 persons), (Read the instructions), OK (OK), NO (NO)



## 6 CARE

A good care and a proper storage of the product will ensure a longer product life. These instructions are an integral part of the CHOKER JOKER LIGHT. Keep them and make them available to its user, as well as all accredited inspectors.

- A competent person familiar with the regulatory requirements in effect must inspect the CHOKER JOKER LIGHT annually.
- Check the legibility of the markings, serial numbers and pictograms.
- Only the manufacturer can repair it (1355, chemin de Malombre, ZI Les Plaines - 26780 MALATAVERNE • FRANCE • (+33) 475 528 640 • [www.ftc-tree.com](http://www.ftc-tree.com)).
- Hand wash with clean water and delicate washing powder. Do not use acidic or basic solvents.
- Do not machine wash. Do not put in the dryer.
- Dry naturally in a well-ventilated place far from any source of heat or ultraviolet light.
- After a fall, discard immediately.

## 7 STORAGE / TRANSPORT

During transport and/or storage, place the CHOKER JOKER LIGHT far away from: shocks, crushing, grinding, rubbing, dampness, heat, ultra-violet rays, corrosive materials, hydrocarbons, acids, sand, tools, any other sharp objects that could damage it. Keep away from corrosive, over-heated or refrigerated environments.



## 8 GUARANTEE

The CHOKER JOKER LIGHT is guaranteed for two years against any manufacturer defects. The guarantee excludes: normal wear, modifications, inadequate storage, poor care and damage due to accidents, negligence, or uses other than those this product is intended for.

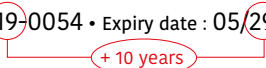
## 9 NOTIFIED BODY

N°0082: Notified body having performed the (EU) examination and production monitoring:  
APAVE SUDEUROPE SAS - BP 193 - 13322 MARSEILLE CEDEX 16 - FRANCE

## 10.1 • STORAGE / USE AND LIFESPAN

The lifespan of the CHOKER JOKER LIGHT is 10 years starting at the date of manufacturing, if used in accordance with the manufacturer's instructions. **After first use, the actual lifespan of the CHOKER JOKER LIGHT depends on the intensity, frequency and environmental conditions of use. Only periodic inspections and checking before each use will validate its conformity.**

For instance:

Manufacturing date : 05/19-0054 • Expiry date : 05/29-0054  

 A red bracket connects the manufacturing date '05/19-0054' and the expiry date '05/29-0054'. Below the bracket, the text '+ 10 years' is written in red, indicating the duration of the product's lifespan.

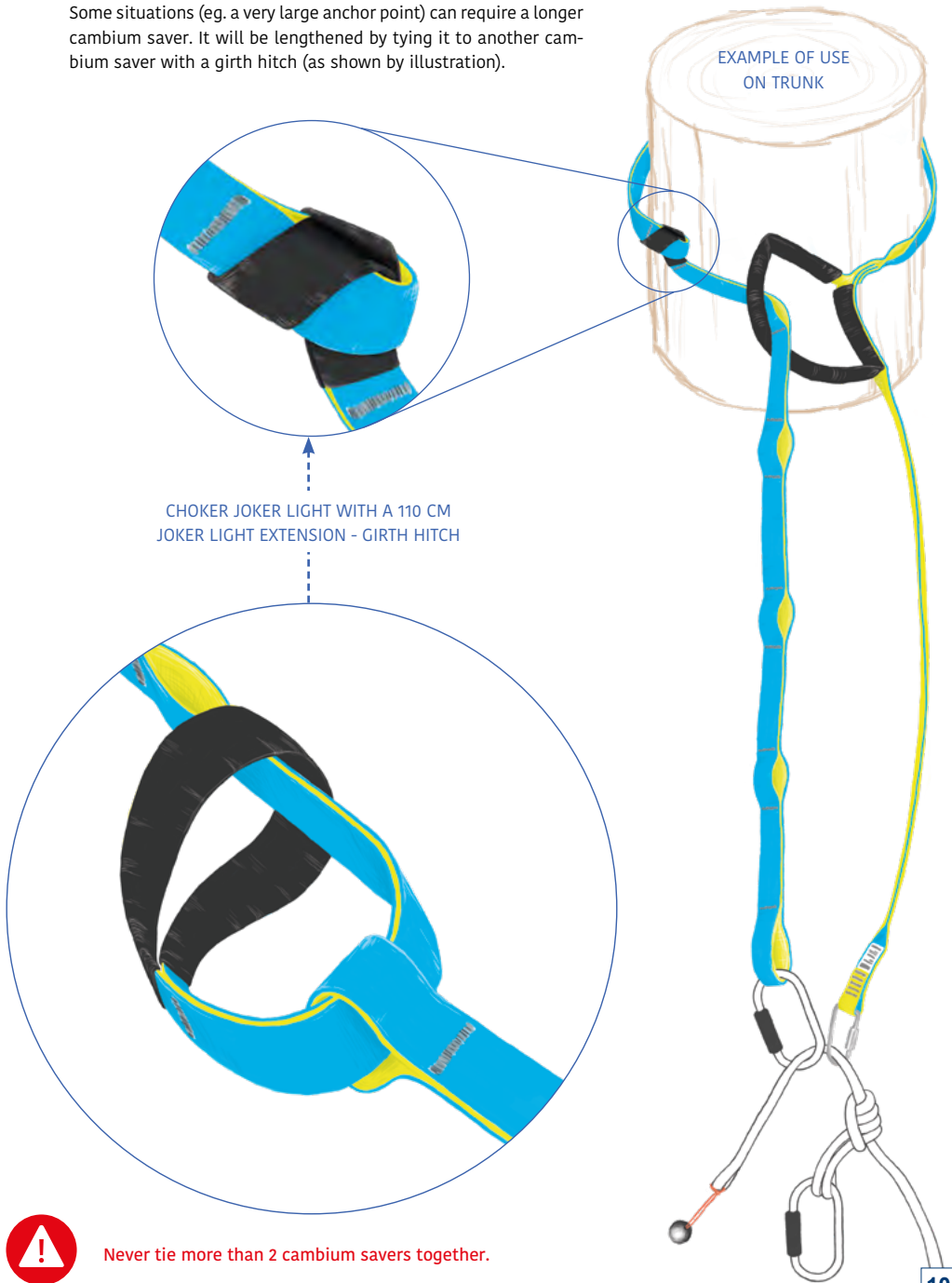
## 10.2 • INSPECTION

Have your CHOKER JOKER LIGHT annually inspected by a competent person familiar with the requirements in effect in order to verify its state and conformity. The label on the anchorage should also be completed with the date of the last inspection.

Name of user	
Name	CHOKER JOKER LIGHT
Length 110 to 500 cm: Length 1.10 m • Ref: FTC/JOKER/EL/110	
Date of purchase	
Date of first use	
Manufacturing year	
FTC serial number	

INSPECTION DATE	NAME OF INSPECTOR	OBSERVATIONS	SIGNATURE	DATE OF NEXT INSPECTION
YEAR 1				
YEAR 2				
YEAR 3				
YEAR 4				
YEAR 5				
YEAR 6				
YEAR 7				
YEAR 8				
YEAR 9				
YEAR 10				

Some situations (eg. a very large anchor point) can require a longer cambium saver. It will be lengthened by tying it to another cambium saver with a girth hitch (as shown by illustration).



### Manufacturer

FTC, ZI Les Plaines, 1355 Chemin de Malombre, 26780 Malataverne, France

Declares, under its sole responsibility, that the following product:

**CHOKER JOKER LIGHT**

Reference: FTC/JOKER/EL/110

Complies with the EU 2016/425 regulation  
on personal protective equipments.

In reference with harmonised standards:

- EN 795 type B : 2012
- TS 16415 : 2013

### The notified body

APAVE SUDEUROPE N°0082 - CS 60193 - 13322 Marseille cedex 16 - France

Has carried out the EU type-examination and issued the EU type-examination certificate:

N°0082/1511/160/01/19/0092

The product has been submitted to the type compliance assessment procedure based on the assurance of the production process's quality (module C2) under the supervision of the notified body APAVE Sudeurope (0082).

Date: 29/01/2019

For FTC, Laurent PIERRON, director



1355, chemin de Malombre • Z.I. Les Plaines

26780 MALATAVERNE • FRANCE

(+33) 475 528 640 • [contact@ftc-tree.com](mailto:contact@ftc-tree.com)

[www.ftc-tree.com](http://www.ftc-tree.com)

