

Directors



Compact termination carabiners for every application

Directors are compact termination connectors. They are designed to load in a predetermined way in the strongest orientation. Ideal for lanyards of all descriptions, this family of lightweight, versatile and strong carabiners are easy to handle and can reduce the overall length of a system.

Featuring our new extra short gate, a generous curve in the loading area and boasting healthy gate openings, Directors combine with each other and a wide range of other DMM components such as pulleys, slings and the Linkit range to help build well organised and short assemblies.

FEATURES

- Compact, lightweight and versatile
- Designed to ensure major axis loading
- 'Rhino horn' ensures devices remain in loading area
- Incorporates DMM's shortest gate
- Low overall length well suited to restricted height scenarios
- Yoke and Swivel Boss versions compatible with existing range of DMM Linkit lightweight rigging components
- Yoke and Swivel Boss versions combine to make a double connector with swivel and pivot features
- Yoke and Swivel Boss version compatible with most stitched or spliced terminations
- Patented features
- Hot forged and CNC machined


› Director Yoke Kwiklock and Director Swivel Boss Kwiklock combo




ATTACHMENT METHODS




› Director Yoke Screwgate with webbing spacer (A622WS)



› Director Yoke Screwgate with rope spacer (A622RS)



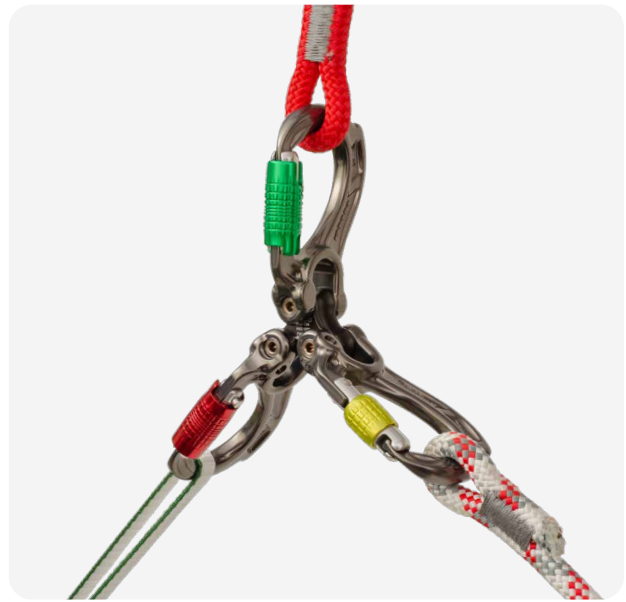
› Director Swivel Eye Screwgate (A632)




› Director Swivel Boss Screwgate with Compact Shackle S - D shape (A662SS)




› Director Swivel Boss Screwgate with Compact Shackle L - Bow shape (A642BS) configured with two Director Captive Eye (A653 and A657)



› Three Director Yoke (A622, A623 and A627) configured with a Linkit B3 (SW530)




› Director Yoke Screwgate and Director Swivel Boss Screwgate combo




› Three Director Swivel Boss configured with a Linkit Y3 (SW540)

ATTACHMENT METHODS

DIRECTOR V03




› Two Director Yoke (A622, A627) configured with a Linkit B2T (SW510)




› Director Yoke (A623) configured with a Linkit B2T (SW510) and Compact Shackle S - D shape (SW410)


PRODUCT INFORMATION




› Two Director Yoke (A622, A627) configured with a Linkit B2 (SW520)




› Director Yoke Locksafe (A627) configured with a Linkit B2 (SW520) and Compact Shackle L - Bow shape (SW420)




› Director Swivel Boss Locksafe with Compact Shackle S - D shape (A647SS)




› Director Captive Eye




› Director Yoke Web Spacer




› Director Yoke Rope Spacer



› Director Swivel Eye



› Director Swivel Boss Bow



› Director Swivel Boss D

TECH SPECS

| DESCRIPTION | PRODUCT CODE | COLOUR | DIMENSION | WEIGHT | MBS (MAJOR AXIS) | MBS (GATE OPEN) | GATE OPENING | WLL | CERTIFICATION |
|--------------------------------|--------------|----------------|-----------|--------|------------------|-----------------|--------------|-----|---------------|
| Director Captive Eye Screwgate | A652 | Titanium/Lime | 64 x 93mm | 59g | 26kN | 9kN | 17mm | - | EN362, 2004 T |
| Director Captive Eye Kwiklock | A653 | Titanium/Red | 64 x 93mm | 64g | 26kN | 9kN | 17mm | - | EN362, 2004 T |
| Director Captive Eye Locksafe | A657 | Titanium/Green | 64 x 93mm | 65g | 26kN | 9kN | 16mm | - | EN362, 2004 T |

| DESCRIPTION | PRODUCT CODE | COLOUR | DIMENSION | WEIGHT | MBS (MAJOR AXIS) | MBS (GATE OPEN) | GATE OPENING | WLL | CERTIFICATION |
|------------------------------------|--------------|----------------|-----------|--------|------------------|-----------------|--------------|-----|---------------|
| Director Yoke Screwgate Web Spacer | A622WS | Titanium/Lime | 64 x 98mm | 68g | 26kN | 9kN | 17mm | - | EN362, 2004 T |
| Director Yoke Kwiklock Web Spacer | A623WS | Titanium/Red | 64 x 98mm | 75g | 26kN | 9kN | 17mm | - | EN362, 2004 T |
| Director Yoke Locksafe Web Spacer | A627WS | Titanium/Green | 64 x 98mm | 76g | 26kN | 9kN | 16mm | - | EN362, 2004 T |

| DESCRIPTION | PRODUCT CODE | COLOUR | DIMENSION | WEIGHT | MBS (MAJOR AXIS) | MBS (GATE OPEN) | GATE OPENING | WLL | CERTIFICATION |
|-------------------------------------|--------------|----------------|-----------|--------|------------------|-----------------|--------------|-----|---------------|
| Director Yoke Screwgate Rope Spacer | A622RS | Titanium/Lime | 64 x 98mm | 68g | 26kN | 9kN | 17mm | - | EN362, 2004 T |
| Director Yoke Kwiklock Rope Spacer | A623RS | Titanium/Red | 64 x 98mm | 75g | 26kN | 9kN | 17mm | - | EN362, 2004 T |
| Director Yoke Locksafe Rope Spacer | A627RS | Titanium/Green | 64 x 98mm | 76g | 26kN | 9kN | 16mm | - | EN362, 2004 T |

| DESCRIPTION | PRODUCT CODE | COLOUR | DIMENSION | WEIGHT | MBS (MAJOR AXIS) | MBS (GATE OPEN) | GATE OPENING | WLL | CERTIFICATION |
|-------------------------------|--------------|----------------|------------|--------|------------------|-----------------|--------------|-----|---------------|
| Director Swivel Eye Screwgate | A632 | Titanium/Lime | 64 x 116mm | 90g | 26kN | 9kN | 17mm | 3kN | EN362, 2004 T |
| Director Swivel Eye Kwiklock | A633 | Titanium/Red | 64 x 116mm | 95g | 26kN | 9kN | 17mm | 3kN | EN362, 2004 T |
| Director Swivel Eye Locksafe | A637 | Titanium/Green | 64 x 116mm | 96g | 26kN | 9kN | 16mm | 3kN | EN362, 2004 T |

| DESCRIPTION | PRODUCT CODE | COLOUR | DIMENSION | WEIGHT | MBS (MAJOR AXIS) | MBS (GATE OPEN) | GATE OPENING | WLL | CERTIFICATION |
|------------------------------------|--------------|----------------|------------|--------|------------------|-----------------|--------------|-----|---------------|
| Director Swivel Boss Bow Screwgate | A642BS | Titanium/Lime | 64 x 130mm | 98g | 26kN | 9kN | 17mm | 3kN | EN362, 2004 T |
| Director Swivel Boss Bow Kwiklock | A643BS | Titanium/Red | 64 x 130mm | 104g | 26kN | 9kN | 17mm | 3kN | EN362, 2004 T |
| Director Swivel Boss Bow Locksafe | A647BS | Titanium/Green | 64 x 130mm | 105g | 26kN | 9kN | 16mm | 3kN | EN362, 2004 T |

| DESCRIPTION | PRODUCT CODE | COLOUR | DIMENSION | WEIGHT | MBS (MAJOR AXIS) | MBS (GATE OPEN) | GATE OPENING | WLL | CERTIFICATION |
|--|--------------|----------------|------------|--------|------------------|-----------------|--------------|-----|---------------|
| Director Swivel Boss D Shackle Screwgate | A662SS | Titanium/Lime | 64 x 130mm | 98g | 26kN | 9kN | 17mm | 3kN | EN362, 2004 T |
| Director Swivel Boss D Shackle Kwiklock | A663SS | Titanium/Red | 64 x 130mm | 104g | 26kN | 9kN | 17mm | 3kN | EN362, 2004 T |
| Director Swivel Boss D Shackle Locksafe | A667SS | Titanium/Green | 64 x 130mm | 105g | 26kN | 9kN | 17mm | 3kN | EN362, 2004 T |