

STEIN

www.steinworldwide.com

DECLARATION OF CONFORMITY

The products referred to in this User Manual are classed as Personal Protective Equipment (PPE) by the European PPE Regulation (EU) 2016/425 (and PPE Regulation (EU) 2016/425 as brought in UK Law and amended) and have been shown to comply with this Regulation through the designated EN Standard. The manufacturer herewith declares that this product is in conformity with the provisions of the regulations and is identical to the PPE which is the subject of the certificates of conformity Issued by:

CE

UK
CA

This product is CE Marked.

EU Type examination for EU Regulation 2016/425 and ongoing conformity:

SATRA Technology Europe Ltd, Clonee,
D15 YN2P, Ireland

(Notified Body 2777 & Module C2 Assessment)

The above will undertake Module C2 Assessment for on-going product and / or material testing

This product is UKCA Marked.

Type examination for UKCA Regulation (EU) 2016/425 as brought in UK Law and amended:

SATRA Technology Centre, Wyndham Way, Telford
Way, Kettering, Northamptonshire, NN16 8SD, UK

(Approved Body 0312 & Module C2 Assessment)

GENERAL INSTRUCTIONS FOR USE

This User Instruction Manual contains valuable information which must be read and understood before the product is used. Failing to follow these guidelines for the correct use and care of the product may give rise to a situation that could endanger the user's life. The manufacturer cannot be liable for the abuse or misuse of safety equipment. All risk is the responsibility of the user.

This document must be provided to the customer by the retailer in the respective country's language and must be kept with the equipment whilst it is in service.

Before use, a detailed risk assessment must be carried out by a competent person to establish that this is the correct product suitable for the type of work being undertaken. The risk assessment must ascertain that this product configures with and is appropriate to the work being undertaken and that your anchor point conforms to industry standards and meets the requirements of EN795:2012, and that potential fall distance, obstructions, and rescue systems have been addressed. It is essential the appropriate Anchor Device is positioned above the user and the user should never ascend above the position of the Anchor Device.

Purchasers and users should seek professional training from a fully qualified and competent instructor prior to engaging in any activity using this equipment. If you are not able, or not in a position to assume this responsibility, do not use this product. The manufacturer its distributors and retailers do not accept any liability if users do not follow the instructions correctly.

Important Notes:

1. It is essential that these instructions are read and followed
2. This product should only be used by trained and/or otherwise competent persons or the user should be under the direct supervision of such a person.
3. Users are warned that certain medical conditions such as heart disease, high blood pressure, vertigo, epilepsy, drug or alcohol dependence, could affect the safety of the user in normal and emergency use.
4. Ensure before use that there is a suitable rescue plan to enable the retrieval of the user to a place of safety in the event of a fall or injury
5. Never attempt to modify or repair this product. All repairs are prohibited, retire from use immediately should a repair be required.
6. Never use this product for any other purpose other than that for which it is intended.
7. This product is recommended for personal issue.
8. Ensure that any connectors used with this equipment are suitably CE approved and compatible with this product.
9. Be aware of any possible dangers, which may arise through use of combinations of items of equipment in which the safe function of any one item is affected by or interferes with the safe function of another.
10. Before use, the user must be suitably qualified to carry out a pre-use check (see section on inspection)
11. Check that the product markings are clearly legible. Immediately retirement from use if not present.
12. It is essential for safety that the equipment is withdrawn from use immediately should:
 - a. any doubt arises about its condition for safe use or if the equipment shows excessive wear or damage to any part or
 - b. if it has been used to arrest a fall

13. Ensure that all anchor points and devices are compatible with this equipment and meets industry standards.
14. where relevant, a full body harness is the only acceptable body holding device that can be used in a fall arrest system.
15. Dynamic loading or shock loading constitutes excessive wear and voids normal working loads. Retire from use immediately should this occur.
16. To prolong the life of the product it is essential to keep the product clean and away for dirt. Avoid impact, sharp edges or abrasive surfaces, contact with strong acids or alkali, solvents, chemicals, excessive heat and/or sparks, UV exposure.
17. Do not operate or carry this device near electrical power lines as it conducts electricity. Contact with power lines may result in injury or death. Never use in weather where there is a risk of lightning strikes.
18. Once used this product should never be re-sold to another person or organisation.
19. The manufacturer cannot be held liable if the equipment has been abused or used incorrectly.

Anchoring:

The system that incorporates this product should include a reliable anchorage point. It is essential the appropriate Anchor Device is positioned above the user and the user should never ascend above the position of the Anchor Device and that potential fall distance, obstructions, and rescue systems have been addressed. Anchors should meet EN795:2012 or be able to sustain a force of 12kN.

Environment:

This product is intended for use in the human environment where the working temperature ranges from minus 10 Centigrade to 40 Centigrade. Working outside these temperatures and even within them brings certain risks. For example, wet cordage can freeze and become stiff. Heat can damage the cordage fibres externally these fibres will be melted or welded together, and visual inspection will reveal the damage. Internally generated heat can cause the fibres to fuse or wear. A sign is a dusty interior or reduced core yarn bulk. This is not easy to see and would only be caused by incorrect use of the product.

Cleaning:

Contamination can damage the physical properties of this product and all contamination should be avoided. Dilute reagents or dirt and effluent encountered in the human environment if contacting the product should be washed out by repeated immersion in clean water. If necessary, the product can be disinfected using a neutral proprietary textile disinfectant applied by using a lukewarm solution with agitation followed by rinsing in clean water and air drying in a naturally warm environment exceeding 20°C.

Storage and Transport:

This product should be stored in a relaxed state, loosely coiled. Undo any knots and remove hardware. Dry the product or store it in free air circulation at room temperature. If stored in a dirty condition it can take on a smell, it is best to wash it first. Sunlight can degrade the product over time, and although only the cover is exposed, and the core yarns are protected, long term exposure to strong sunlight should be avoided and the product stored under shelter. Any change in the outside fibres due to the effect of sunlight will appear as wear when visually inspected. During transportation

the product should be packed in sealed bags to prevent contamination, protected from mechanical damage, extremes of temperature and other factors documented in this leaflet known to adversely affect the rope's condition.

Marking:

This product is CE Marked. EU Type examination for EU Regulation 2016/425 and ongoing conformity: Notified Body No. 2777
SATRA Technology Europe Ltd, Bracetown Business Park, Clonee, Co. Meath, D15 YN2P, Ireland

This product is UKCA Marked. Type examination for UKCA Regulation (EU) 2016/425 as brought in UK Law and amended: Approved Body No. 0321
SATRA Technology Centre, Wyndham Way, Telford Way, Kettering, Northamptonshire, NN16 8SD, UK

Identity Labels:

This product is marked with an identity label that shows the following information. If the label is removed or damaged the product should be retired from use as it cannot be identified.

- Product SKU number
- Product size
- Date of manufacture (Q1/Q2/Q3/Q4 Indicates quarter of the year)
- Name of manufacturer
- Address of manufacturer
- Individual serial number
- Product EN standard
- Website address
- CE & UKCA symbol
- Universal symbol for a User Instructional Manual (UIM)

Product Care:

This product has been tested to conform to requirements of the Standard shown on the product label, but once in use, it is the user's responsibility to ensure the on-going integrity of the product and to decide the correct time for obsolescence. Products made from cordage are susceptible to wear and tear and can be weakened to some extent by various agencies such as chemicals, heat and light. The following care notes must be read and understood so that the user has an appreciation of what can damage the integrity of the product and what to inspect for.

External Wear and Repeated Loading:

Over-time the product will become worn from load holding, rubbing over abrasive surfaces or worn on the terminating hardware. Protective sleeves should be used if there is a possibility of the product contacting sharp edges or surfaces likely to corrupt the cover fibres. Typically, the higher the load the more wear will occur to the point of fixing and the result will be seen as damage to the cover fibres. This wear will appear as a matt finish to the area where fibres become broken. This is acceptable wear and will not initially diminish the products safe holding capacity. As wear increases the yarns may become broken and eventually allow the core rope to show. Before wear reaches this stage the integrity of the cordage is compromised, and it should be replaced. This visual inspection

is a reliable procedure for cordage wearing in a normal safe load holding situation. Any mechanical damage to the cordage, crushing, cutting, burning, melting or pinching that has caused trauma to the construction may have compromised the integrity of the product. In this case the product should be retired from service immediately.

Heat & Chemicals:

Heat may, in extreme cases, cause fusing. Any signs of this should merit rejection but the product may be damaged by heat without any such obvious warning. The best safeguard is proper care in use and storage. This product should never be dried in front of a fire or stored near a stove or other source of high heat. Acidic and alkali contamination should be avoided as it will over time reduce the strength of the fibres possibly leading to early discarding of the product.

Inspection and Obsolescence:

This product should be checked before and after use by an experienced person to ensure continued serviceability. Use visual and tactile inspection to identify cuts, tears, abrasion damage and powdering due to ageing, contact with heat, acids, alkalis and other corrosives. If the product has been subjected to a fall, contamination, damage or abrasion and there is any doubt about the integrity of the rope it should be taken out of use. Periodic examinations, taking account of such factors as legislation, equipment type, frequency of use, and environmental conditions. This should be carried out by a competent person at least every 6-months.

A record card should be kept for each product in use. This card should show the details of the product, its identification, model (SKU), serial number, date of first use, date of purchase, date of manufacture, frequency of use, history of periodic examinations, who conducted examination, due date for periodic examination, and applications for which it is suitable with the name and contact details.

The product should be the property of only one user and the record card shall be maintained by this user to ensure they are aware of the history of the product. The record card should also be used as a log to record the user's name, the date used and application, the conditions encountered in use and any relevant comments about the condition of the product. Knowing your product is essential to ensure safe working. Only use a product that is either new or has a known working life. A product can look good but have compromised properties. Discard unknown products as unsuitable for safe working. This product has a maximum recommended shelf life of 5 years if stored correctly (from date of manufacture). It is impossible to quantify a maximum recommended life in use as the damage a cordage is subjected to will depend on the manner and frequency of use.

Use of this product:

It is not possible to cover every eventuality relating to the use of this product. Purchasers and users of these products should seek professional training from a fully qualified and competent instructor prior to use. If you are not able, or not in a position to assume this responsibility, do not use this product. The manufacturer its distributors and retailers do not accept any liability for its improper use.

Further copies of these User Instructions can be downloaded from our website
www.steinworldwide.com
Search using product SKU Number



STEIN

www.steinworldwide.com

CE UK
CA

UIM - Group SS-556 11 V1

INSTRUCTIONS FOR USE

Purchasers and users should seek professional training from a fully qualified and competent instructor prior to engaging in any activity using this equipment. If you are not able, or not in a position to assume this responsibility, do not use this product. The manufacturer its distributors and retailers do not accept any liability if users do not follow the instructions correctly.

Product Description and Application:

The STEIN Cordage Anchor Sling is constructed using a synthetic cordage terminated by Spliced Terminations. This product is designed for use by fully trained Arborists working to Industry Code of Practice for Arboriculture (ICOP) and Technical Guide 1 (Tree climbing and aerial rescue) of the UK Arboricultural Association publication. (www.trees.org.uk)

The maximum rated load in accordance with these instructions is 100kg or a single user according to EN795 (B). This device should never be used as a standalone Fall Arrester. When the anchor device is used as part of a fall arrest system, the user shall be equipped with the means of limiting the maximum dynamic forces exerted on the user during the arrest of a fall to a maximum of 6Kn. The anchor device should only be used for personal fall protection and not for lifting equipment. Where possible the anchor device should be marked with the date of the next or last inspection, or a record card be made available.

- For use by a single person using personal protective equipment and can withstand a force of 18 kN in every described mode of use when new.
- This product is intended for use in a work positioning system and shall not be used for fall arrest applications.
- Under no circumstances shall the potential fall distance exceed 500mm.
- Whenever possible, the anchor point should be vertically above the user.
- Any risk of a pendulum swing shall be minimised and managed at all times.
- Check the structure to which you fasten the anchor device to is suitable and has sufficient strength for the purposes of supporting any foreseeable loading including that in an emergency situation.
- The structural anchor must be able to withstand more than 12kN.
- Always adjust the length of the anchor device to the object it is attaching to allowing the product freedom of movement so that the product will be positioned in the direction of pull.
- A work positioning system must always be maintained as taut as possible from the anchor point - always avoid rope slack.
- Prior to use, during use, and during its life span this anchor device must be checked by a competent person and records of inspection kept.
- Product which fails inspection must be taken out of service and retired appropriately.

Connection System & Adjustment:

This device should only be used in conjunction with work positioning harnesses complying to EN358 and where relevant, a full body harness complying to EN361 is the only acceptable body holding device that can be used in a fall arrest system. Connection devices which attach to the Anchor Sling must comply with EN362 & EN354 or EN1891(A). This product should never be modified, or the original ends removed to alter the length of the device.

The compatibility of all components in the system is of critical importance. Ensure all neighbouring components are compatible. Ensure all components are correctly configured. PPE components must meet the harmonized standards under the EU Regulation 2016/425. Failure to do so increases risk of serious injury or fatality.

It is the responsibility of the user that a relevant Risk Assessment is in place for the work to be carried out which includes emergency contingencies. A plan of rescue measures that covers all foreseeable emergencies needs to be in place before this product can be used

Product Composition:

Part Number	Cordage	Cordage Dia	Cordage Material	Hardware
SS-55 611 00 ***	OMEX 10/12	10mm	Polyester	No Rings
SS-55 611 30 ***	OMEX 10/12	10mm	Polyester	Aluminium Rings
SS-55 611 50 ***	OMEX 10/12	10mm	Polyester	Steel Rings

*** = Length (cm)


Product Identification:

STEIN OMEX Cordage 10/12



How to adjust the Anchor Sling

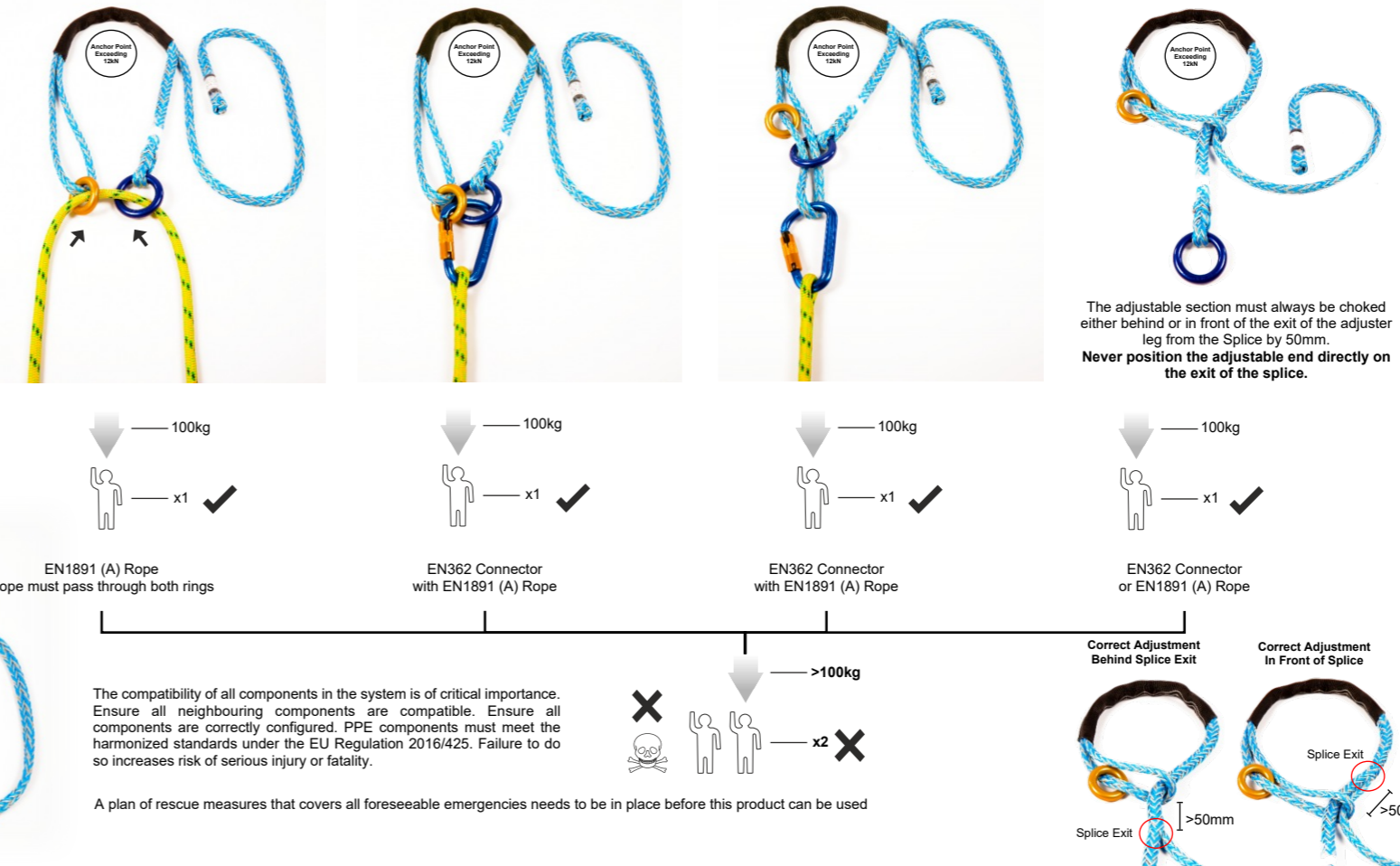
Hold the Constriction Splice and pull the Tail, this will shorten the system to the desired length. To extend the device hold the Constriction Splice and pull the Adjustable End. Grip is achieved by holding/extending the constriction splice whilst pulling slightly on the adjustable end which exits the splice. When the product is fully extended there must be a minimum of 20cm of Tail exposed from the Constriction Splice Exit.



The Protection Cover can be slid up and down the product, this can also be used to closed the loop in the Adjustable End.



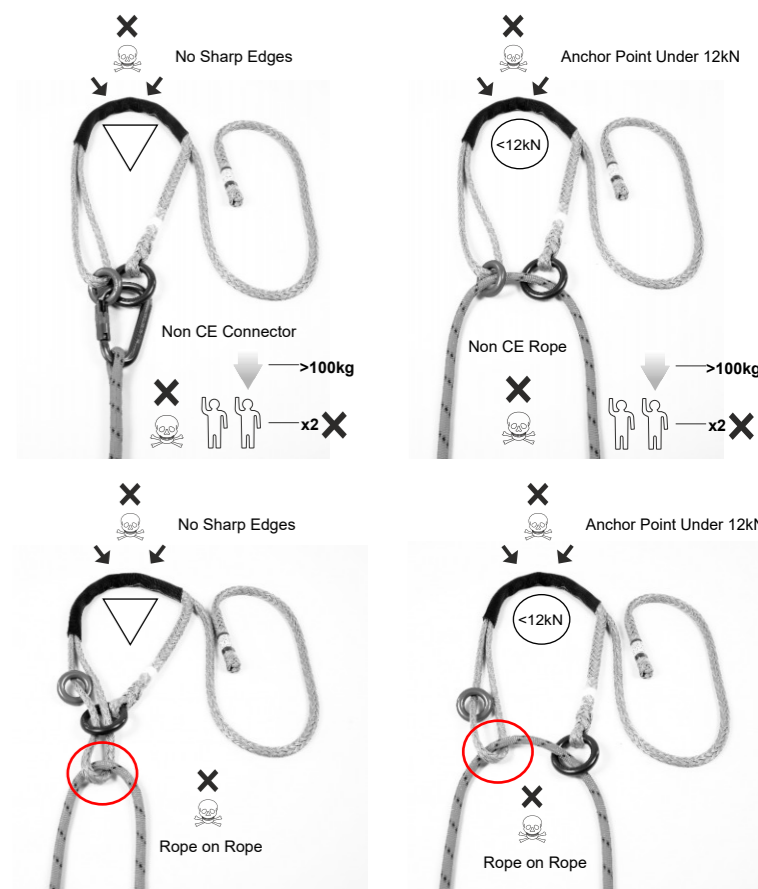
Approved Configurations



The compatibility of all components in the system is of critical importance. Ensure all neighbouring components are compatible. Ensure all components are correctly configured. PPE components must meet the harmonized standards under the EU Regulation 2016/425. Failure to do so increases risk of serious injury or fatality.

A plan of rescue measures that covers all foreseeable emergencies needs to be in place before this product can be used

Non-Approved Configurations



Seek professional training from a fully qualified and competent instructor prior to engaging in any activity using this equipment. If you are not able, or not in a position to assume this responsibility, do not use this product.