



# Foundations<sup>®</sup>

OPAQUE | SHEER | MATTE







# Foundations®

Begin your ceramic project with Foundations®. Available in gloss opaque, gloss translucent sheer and soft matte finishes. Foundations® are an essential building block for any ceramic program. The Opaque, Sheer and Matte glazes are easy to apply, consistent in firing performance and budget friendly. Foundations® glazes dry quickly, allowing for immediate additional decorating and same day firing.

## New Foundations® Sheer glazes



FN-232 Sun Yellow    FN-233 Ruby Red    FN-234 Royal Purple    FN-235 Celadon




FN-236 Miami Pink    FN-237 Light Turquoise    FN-238 Royal Blue    FN-239 Spiced Cream    FN-240 Pumpkin Orange

*The colors above were merged from the Duncan Envision® glaze line. The original names have remained the same, but the item numbers have changed.*


# Foundations® OPAQUE

Broad palette of colors that produce a beautiful, smooth high gloss finish and can be intermixed for custom colors.







FN-046 Sage  
FN-032 Canton Jade  
FN-043 Bright Jade  
FN-053 Mint  
FN-054 Pistachio



FN-037 Chartreuse  
FN-007 Green  
FN-027 Glade Green  
FN-020 Medium Green  
FN-021 Olive Green



FN-033 Mediterranean Teal  
FN-010 Tree Green  
FN-038 Sand  
FN-022 Tan  
FN-023 Cinnamon



FN-029 Rich Chocolate  
FN-045 Taupe  
FN-008 Brown  
FN-039 Light Gray  
FN-024 Gray



FN-009 Black

Many Foundations® Opaque and Stroke & Coat® glazes are perfect companions, developed to be used together in layering and combination.




# Foundations® SHEER

These translucent glazes add a tint of color to your work, showcasing surface textures and allowing design details to show through.



FN-239 Spiced Cream  
FN-221 Milk Glass White  
FN-203 Dry Champagne  
FN-232 Sun Yellow  
FN-240 Pumpkin Orange




FN-207 Orange Slice  
FN-230 Poppy  
FN-233 Ruby Red  
FN-208 Crystal Coral  
FN-209 Floral Pink




FN-236 Miami Pink  
FN-234 Royal Purple  
FN-211 Sheer Blue  
FN-212 Blue Diamond  
FN-213 Saffire Blue



FN-238 Royal Blue  
FN-214 Pastel Jade  
FN-237 Light Turquoise  
FN-235 Celadon  
FN-216 Sea Glass



FN-231 Clearly Jade  
FN-201 Golden Clear  
FN-205 Saddle Tan  
FN-204 Mudpuddle Brown  
FN-202 Yadro




FN-220 Sooty Grey

Sheers provide darker accents in any crevices, which gives an antique effect.




# Foundations® MATTE

Fires to a beautiful, soft subdued matte finish. Matte finish will increase in glossiness if fired higher than cone 06.



FN-301  
Marshmallow White



FN-302  
Ivory Cream



FN-304  
Black Velvet



Stroke & Coat® glazes applied over Foundations® Matte glazes create a dramatic contrast between colors and finishes.

## GENERAL USE

Shake for 5-6 seconds before use. Dispense glaze onto a palette (tile, plate, etc.) and apply with your brush or decorating accessory of choice (sponge, stamp, etc.). Foundations® glazes were designed to mature at a shelf cone 06/05. Apply 2-3 coats, on cone 04 bisque, allowing surface to dry in-between coats. Foundations® dry quickly and speeds up your ability to handle or perform additional decorating. Foundations® Opaque and Sheers fire to high-gloss finishes, and therefore does not need to be clear glazed. When applying to a large surface, we recommend a broad, soft brush such as CB-604 #4 Soft Fan. Try to get the brush fully saturated (loaded) and apply each coat in the same direction to minimize brush marks.

Foundations® have been formulated to mature at cone 06/05; however, most will maintain their color at higher temperatures. Refer to the individual color label or [MaycoColors.com](http://MaycoColors.com) for cone 6 firing performance. We recommend testing on your clay body and in your kiln prior to use.



## AVAILABLE SIZING

4 oz.	16 oz. Pint	1 gal.
√	√	√ (varies)

# Foundations® PACKS

Foundations® glazes are available in assortments that include our most popular colors. Great choice for the classroom or studio. **Value priced** and available in 4oz and pint packs.



**FN-KIT3** Contains 12 - 4 oz jars, one each of the colors.

**FN-KT3P** Contains 12 pint bottles, one each of the colors.

FN-001 White  
FN-002 Yellow  
FN-003 Orange  
FN-004 Red

FN-005 Pink  
FN-017 Purple  
FN-018 Bright Blue  
FN-019 Dark Blue

FN-007 Green  
FN-020 Medium Green  
FN-008 Brown  
FN-009 Black

## Skip the Dip

Foundations® Opaque and Sheer will fire glossy without addition of a clear glaze. Foundations® flow easily and smoothly when brushing - no visible brushstrokes in the fired finish.



## GET INSPIRED.

Explore ideas, draw inspiration, or choose your next project from our extensive library.

Visit [MaycoColors.com](http://MaycoColors.com) to access our Project Library.



Decorated with Foundations Sheers and Mother of Pearl Overglaze.



## All Over Coverage or In Design

Foundations® are perfect for base coating and easy-to-use for all-over coverage or in design.



## Majolica Technique

Foundations® are a stable, non-moving base glaze that is perfect for majolica techniques with Stroke & Coat® glazes.

## Glaze Combinations

Foundations® can be used in combination with other glazes such as Stroke & Coat®, Jungle Gems™, Fundamentals® Underglazes, Elements™, Designer Liner, and Cobblestone.



## Time Saving

Foundations® glazes dry quickly, allowing for immediate additional decorating and same day firing.



## Glaze Sgraffito

"To scratch" in Italian, sgraffito is produced by applying layers of Foundations® and carving through the glaze to create depth and add contrast to your designs. An impactful and dramatic way to use Foundations® on your ceramics or clay surface.



## Textured Effects

Foundations® Sheers can be used to build layers of color over design work, behaving much like a tinted clear glaze. When used on a detailed piece, Sheers tend to gather and pool around raised and incised areas, deepening the color in those areas.

## Apply to Greenware or Leather-Hard Clay

Foundations® can be applied to greenware or leather-hard clay. We recommend leaving an area unglazed, such as the back or bottom to allow outgassing during the firing process. Clay should be completely dry before firing to cone 04.




## Intermixable


Create a custom color for specialized designs or extend your palette with just a few colors. Mix colors to create something new; use brushstrokes to blend colors and create shading; layer them without concern of intermixing.



## Cone 6 Results for Foundations® Opaque



## Cone 6 Results for Foundations® Opaque



### Broad Firing Range

Foundations® have been formulated to mature at cone 06/05. However most will maintain their color at higher temperatures. Refer to the individual color label or [MaycoColors.com](http://MaycoColors.com) for cone 6 firing performance. We recommend testing on your clay body and in your kiln prior to use.



To view the entire collection of Foundations® at cone 6, visit [MaycoColors.com](http://MaycoColors.com)

# Stroke & Coat®

The Creative Choice

An intermixable, versatile glaze  
perfect for the classroom or studio.



# Elements™

Inspired by nature, and designed to  
simulate the aesthetic movement and  
interest of mid and high fire glazes.



# Jungle Gems™ Crystal Glaze

Featuring crystals that bloom into  
unique and beautiful surfaces. Try in  
combination with other glazes.



Expand your palette  
with these glaze lines and  
other products from Mayco.



MC-477E 1/23

Mayco Colors  
Coloramics, LLC  
4077 Weaver Court South  
Hilliard, OH 43026

614-675-2020  
info@maycocolors.com  
MaycoColors.com

