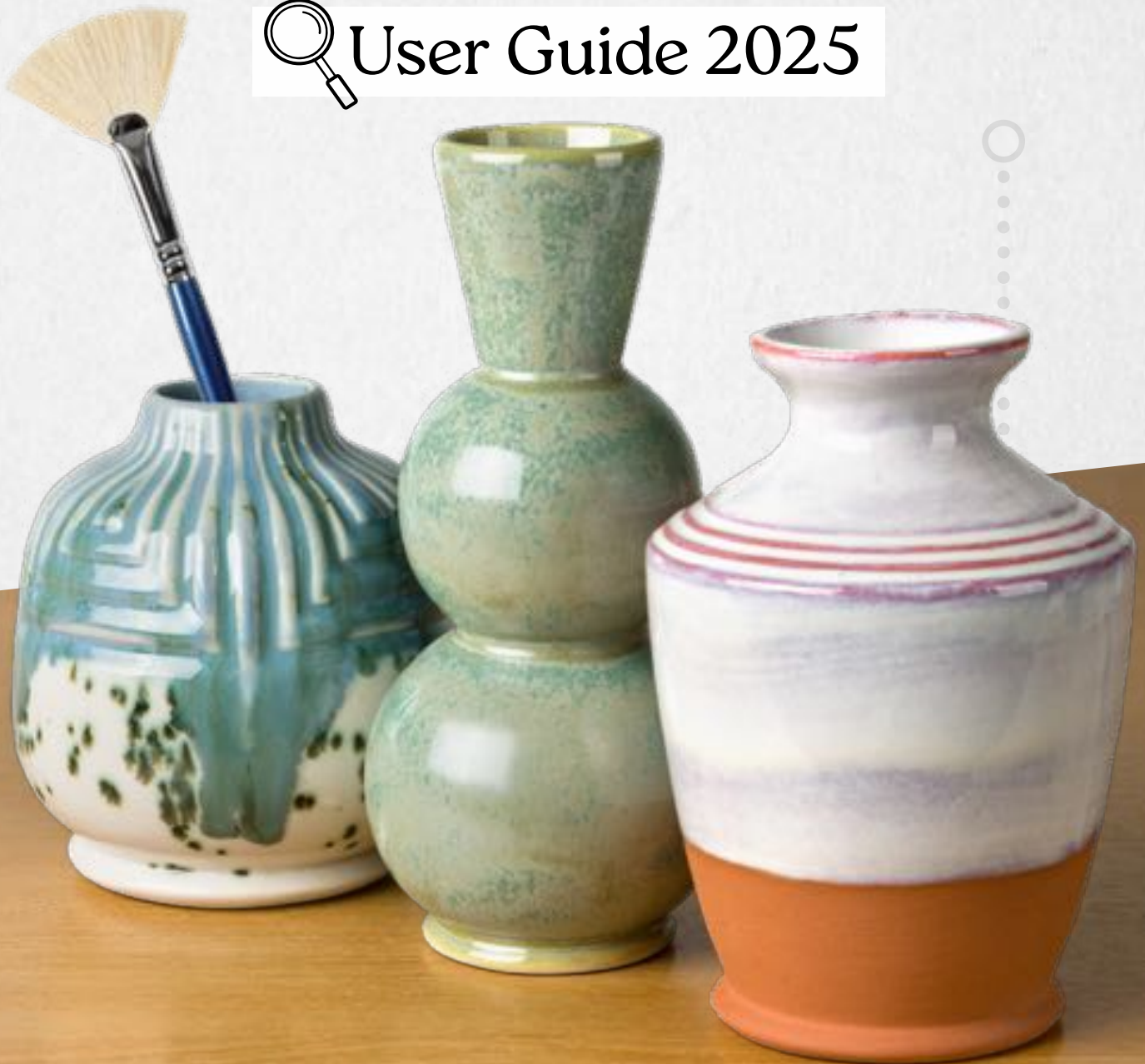




STONEWARE GLAZES + ENGOBES

 User Guide 2025





STONEWARE GLAZES + ENGOBES

User Guide 2025

As in everything we do, Mayco's goal is to help the artist achieve their desired results.

There are many variables that come into play when creating a ceramic object: the clay body, glaze selection, glaze application, kiln atmosphere and firing temperature are a few major contributors to the finished product.

The purpose of this brochure is to identify the variables that can affect the outcome of Mayco's Stoneware Glazes and to provide tips for use that will help incorporate them successfully into your studio practice. Why?

So you can make them work for you.

There are many variables when talking about stoneware glaze application, so we have broken them down into sections from start to finish for easy reference. The following terms are used throughout this brochure.

GLOSSARY OF TERMS

- **Absorbency** – The clay's ability to absorb and retain the moisture within its structure.
- **Vitreous** – Glass in appearance or physical properties. We often refer to it to emphasize a lack of absorbency in part of the unglazed, fired ceramic surface.
- **Food Safe** – A definition used by the FDA to enforce a guideline that measures the amount of lead and/or cadmium that can leach from a fired glaze surface. If it measures below the guideline a glaze will be marked as "Food Safe". All Mayco glazes have been individually tested and meet the FDA guidelines to qualify as food safe.
- **Heat Work** – The combined effect of time and temperature on ceramic piece.

CLAY BODY

The clay body of choice is a major factor in how the glazes will respond.

- **White Stoneware Clay Bodies** – The images you see in our catalogs, posters and chip charts are all fired on white cone 5/6 stoneware. This clay body is low in iron and thus changes the glaze very little.
- **Red/Brown/Speckled Stoneware Clay Bodies** – Applying glaze to iron rich clay bodies such as these will change the color and surface of the glaze. It is always best to test a glaze to see how it will respond to different clay bodies.

BUILDING TECHNIQUE

The building style of your project can impact glaze application, which then can effect the absorption rate of your clay body. The less absorbent a clay body is, the more glaze sits on the surface. This leaves you with a more saturated color and possible movement depending on the fluidity of the glaze.

- **Handbuilt** – Highest absorption of glaze. 3 coats of glaze are recommended to resemble the glaze appearance of the Mayco tiles.
- **Wheel Thrown** – Medium absorption. 3 coats of glaze are recommended to resemble the glaze appearance of the Mayco tiles.
- **Slip Cast** – Least absorption of all three styles. 2 coats are recommended to resemble the glaze appearance of the Mayco tiles.

APPLICATION TECHNIQUE

How you choose to apply your glaze will have an effect on your fired results. Mayco offers both wet and dry lines of our stoneware glazes. Our wet glazes (SW# line) are ready to use with a brush right out of the pint and our dry glazes (SD# line) will need to be thoroughly mixed with distilled water before dipping. You can find more information about our SD line and instructions on how to mix your glaze in our Dry Glaze Studio Guide at:

https://MaycoColors.com/wp-content/uploads/2020/12/Mixing_and_using_mayco_dry_glazes.pdf

- **Brushing** – A loaded soft fan brush (RB144 or RB140) is recommended to apply layers to achieve full coverage with Mayco Stoneware Glazes. To properly load a fan brush for full coverage, dip the whole head of the brush all the way into the glaze and swirl it in the glaze until completely saturated with glaze. Lift the brush out of the glaze and let the glaze stream off until it starts to drip, then apply to bisque ware. We recommend 2-4 coats of glaze, depending on how heavy the application. Be sure to allow the coats to dry in between layers. You can enhance variation with some glazes depending on the direction and thickness of your brush strokes. See how to brush on Stoneware glazes at: <https://youtu.be/xsSKMV263QE>
- **Dipping** – A selection of Mayco's Stoneware Glazes are offered in dry form so you can mix them yourself and dip your wares. Dipping glazes work great for full coverage and combos. When mixed according to package directions, we recommend a single dip to produce results similar to our sample tiles. See how to use our dipping glazes at: <https://youtu.be/6rpkcTn5mG0>
- **Pouring** – You may also choose to pour your dry glazes. This is recommended for our Stoneware Crystal dry glazes so you can better control the distribution of crystals. See how to pour dry glazes at: <https://youtu.be/54gHc6q4EOs>

FIRING STYLE

How you decide to fire your Mayco glazes can dramatically change the results. Mayco sample tiles are fired on a white stoneware, slip cast body, and fired flat to cone 6 in oxidation. The temperature, time, and atmosphere are all factors that will affect the result. It is up to you to determine what works best for your practice. The following are some tips to point you in the right direction.

- **Kiln Environment** – Firing on clean, kiln-washed shelves in a debris-free, vacuumed kiln is going to set you up for success. Always remember to use witness cones to ensure your kiln is firing properly and to help with troubleshooting.
- **Kiln Atmosphere** – Mayco glazes perform well in oxidation, reduction, wood, soda and salt firings. We have not tested every glaze in every atmosphere, but you can check out all of our Stoneware glazes at both cone 6 and cone 10 on our website's color swatch pages or Stoneware brochure to get a head start on your testing. Cone 6 chips have been fired flat in oxidation on white stoneware body. Cone 10 chips have been fired flat in reduction on white stoneware body.
- **Temperature** – Mayco Stoneware glazes are designed to fire to cone 6, but we have found that many perform great anywhere from cone 5 to cone 10. Mayco Stoneware Matte glazes are recommended for cone 6 and above. Keep in mind that adding heat work to a glaze will make the glaze more fluid, so leave some space for movement when testing vertically.

CONE 5 (mid-range) 1186°C / 2167°F

CONE 6 (mid-range) 1222°C / 2232°F

CONE 10 (high fire) 1285°C / 2345°F



Q Mayco Mud Room Society

Join group

Facebook.com/groups/maycomudroomsociety/

Join the Discussion.

We invite you to join our Facebook group, **Mayco Mud Room Society**, to chat, receive advice, help others, find inspiration and share your work!

ACMI SEAL



The AP (Approved Product) Seal identifies art materials are certified in a toxicological evaluation by a medical expert to contain no materials in sufficient quantities to be toxic or injurious to humans, including children, or to cause acute or chronic health problems. Such products are certified by ACMI to be labeled in accordance with the chronic hazard labeling standard, ASTM D 4236, and the U. S. Labeling of Hazardous Art Materials Act (LHAMA).



The CL (Cautionary Labeling) Seal identifies products that are certified to be properly labeled in a program of toxicological evaluation by a medical expert for any known health risks and with information on the safe and proper use of these materials. CL products are not suitable for children 12 and under.

FOOD SAFE



All Mayco glazes are Food Safe if used according to the manufacturer's directions. When it comes to layering glazes, Mayco is unable to individually test every possible glaze combination with the FDA and therefore cannot certify all combinations as Food Safe. Finished ware producers are responsible for food safe testing their wares being sold into commerce.

More on Food & Dinnerware Safety

<https://MaycoColors.com/Resources/Dinnerware-Food-Safety/>

DINNERWARE SAFETY



DINNERWARE SAFE

Glazes identified with the Dinnerware Safe icon indicates the fired glaze meets the FDA guidelines for food safe and is suitable for use on dinnerware.



DINNERWARE SAFE WITH CLEAR GLAZE

Products identified with this version of the Dinnerware Safe icon are safe for use on dinnerware after a clear glaze or other dinnerware safe glaze is applied and fired to create a sealed and chemically durable finish.



NOT

DINNERWARE SAFE

Glazes identified with this version of the Dinnerware Safe icon are NOT safe for use on dinnerware. This may be due to surface durability or surface textures. Adding a clear glaze over a Not Dinnerware Safe glaze will NOT change the dinnerware safety.


GLAZE PERFORMANCE

LOOK



OPAQUE

The clay body will not be seen through glaze, and with solid coverage the color will be uniform.




TRANSLUCENT

The clay body will be seen through glaze and can create color variation over surface texture. Design work can be shown through the glaze




CRACKLE

Glaze is designed to craze and develop a fine crackle surface.




BREAKING

Changes colors on highly textured areas or when applied in varied thicknesses.



CRYSTAL

Small crystals of material in the wet glaze that will bloom and melt in the firing. The heavier the loading of crystals the more melting will occur.



TEXTURE

Glaze is designed to develop a dimensional and textured surface.

MOVEMENT

STABLE

These glazes have little to no movement.

Note: For Crystal Glazes, keep in mind with a heavy crystal loading or a lot of crystals near the bottom of the piece, you could see more movement in the glaze during firing.

FLUID

These glazes often flow on vertical surfaces.

Note: For Crystal Glazes, keep in mind that increased crystal loading will enhance flow even more.

TYPE

CLASSIC

Stoneware Classic glazes satisfy a variety of performance and color selections that range from bright and vibrant to earthy and subdued. Our Stoneware glazes provide a variety of finishes, movement, and variation. Some glazes are high gloss, opaque, and flat in color, while others have a more complex surface that is varied in both finish and color. The Stoneware Classic glazes also include Opals and Ice (translucent) glazes. These glazes heighten surface details where they gather and pool, work well on a variety of clay bodies and have a firing range from cone 5-10.

CRYSTAL

Stoneware Crystal glazes are a unique line of glazes that contain colorful crystals in the glazes themselves that are designed to melt and bloom during the firing. These crystals add variation in color, finish, and movement to the glazes that you already know and love!

CLEAR

Stoneware Clear preserves and enhances the surface of your work and forms an impervious barrier that protects against liquids, dirt and abrasion.

ENGOBE

Engobes are a hybrid of slip, glaze and underglaze that can alter the look and performance of cone 5-10 clay surfaces. Coat your wet clay, greenware or bisque to achieve a variety of decorating techniques and glaze combinations. With just two coats, you can change the color of your clay.

MATTE

Choose from solid shades to those that create interesting color variation as they move and break. Our Stoneware Matte glazes provide a variety of colors and performance characteristics. Some matte glazes have opaque solid coverage and others are semi-transparent and variegated. Application thickness is key to making Stoneware Matte glazes work for you. Mattes work well on a variety of clay bodies and have a firing range from cone 5-10. Firing to at least cone 6 is recommended to guarantee a smooth and satin matte finish.

GLOSS

Mayco's Stoneware Gloss glazes produce bright, opaque colors with a high gloss finish. They can be used in design, all over coverage and are the ideal product for intermixability at mid-range temperatures. The integrity of your design will remain unchanged as these glazes are incredibly stable and will not move at mid-high fire temperatures.

SPECIALTY

Consist of a variety of products that add a unique layer of visual interest to any piece. The application guidelines and performance characteristics will vary between the different products so be sure to read the label and check out the product pages on our website for product specific recommendations.


FLUX



















Flux is a mid-range mobility agent that was developed to be layered under/over/between stoneware glazes to promote interaction and movement.



















BASE GLAZE



















All of our Stoneware Crystal glazes begin with a base glaze; most of the base glazes can be found in our other Stoneware Glaze lines. Knowing the base glaze is useful both with design and when there are crystals leftover and you want to make more of the corresponding crystal glaze.



















BASE GLAZE OF CRYSTAL GLAZE







































	Name	Look	Movement	ACMI	Dinnerware	Type	Base Glaze (Crystals only)
	SW001 Clear	Translucent	Stable	AP	Dinnerware Safe	Clear	---
	SW002 Matte Clear	Translucent	Stable	AP	Dinnerware Safe	Clear	---
	SW003 Crackle Matte Clear	Translucent, Crackle	Stable	AP	Dinnerware Safe	Specialty	---
	SW004 Zinc-Free Clear	Translucent	Stable	AP	Dinnerware Safe	Clear	---
	SW100 Blue Surf	Opaque, Breaking	Fluid	AP	Dinnerware Safe	Classic	---
	SW101 Stoned Denim	Opaque, Breaking	Stable	AP	Dinnerware Safe	Classic	---
	SW104 Black Walnut	Opaque, Breaking	Stable	CL	Dinnerware Safe	Matte	---
	SW105 Frost Blue	Opaque, Breaking	Stable	AP	Dinnerware Safe	Matte	---
	SW106 Alabaster	Opaque	Stable	AP	Dinnerware Safe	Matte	---
	SW107 Dunes	Opaque	Stable	AP	Dinnerware Safe	Matte	---
	SW108 Green Tea	Opaque, Breaking	Stable	CL	Dinnerware Safe	Classic	---
	SW109 Capri Blue	Opaque, Breaking	Stable	AP	Dinnerware Safe	Matte	---
	SW110 Oyster	Opaque, Breaking	Stable	AP	Dinnerware Safe	Classic	---
	SW111 Wrought Iron	Opaque, Breaking	Stable	AP	Dinnerware Safe	Matte	---
	SW112 Tiger's Eye	Opaque, Breaking	Stable	AP	Dinnerware Safe	Classic	---
	SW113 Speckled Plum	Opaque, Breaking	Stable	AP	Dinnerware Safe	Classic	---
	SW115 Midnight Rain	Opaque, Breaking, Crystal	Fluid	AP	Dinnerware Safe	Crystal	SW100 Blue Surf
	SW116 Robin's Egg	Opaque, Breaking, Crystal	Stable	AP	Dinnerware Safe	Crystal	SW105 Frost Blue



















	Name	Look	Movement	ACMI	Dinnerware	Type	Base Glaze (Crystals only)
	SW117 Honeycomb	Opque, Crystal	Stable	AP	Dinnerware Safe	Crystal	SW103 Sisal *discontinued
	SW118 Sea Salt	Opque, Crystal	Stable	AP	Dinnerware Safe	Crystal	SW106 Alabaster
	SW119 Cinnabar	Opaque	Stable	AP	Dinnerware Safe	Classic	---
	SW120 Northern Woods	Translucent	Fluid	AP	Dinnerware Safe	Classic	---
	SW121 Smoke	Opaque, Breaking	Stable	AP	Dinnerware Safe	Classic	---
	SW122 Maycoshino	Opaque, Breaking	Stable	AP	Dinnerware Safe	Classic	---
	SW123 Sapphire	Translucent	Fluid	AP	Dinnerware Safe	Classic	---
	SW127 Olivine	Opaque, Breaking	Stable	CL	Dinnerware Safe	Classic	---
	SW128 Cordovan	Opaque	Stable	CL	Dinnerware Safe	Classic	---
	SW129 Copper Float	Opaque, Breaking	Stable	AP	Dinnerware Safe	Classic	---
	SW130 Copper Jade	Opaque, Breaking	Fluid	AP	Dinnerware Safe	Classic	---
	SW131 Birch	Opaque, Breaking	Stable	AP	Dinnerware Safe	Classic	---
	SW132 Mirror Black	Opaque, Breaking	Fluid	CL	Not Dinnerware Safe	Classic	---
	SW133 Copper Ore	Opaque, Breaking	Fluid	AP	Dinnerware Safe	Classic	---
	SW134 Eggplant	Opaque	Stable	AP	Dinnerware Safe	Classic	---
	SW135 Wintergreen	Opaque	Stable	AP	Dinnerware Safe	Matte	---
	SW136 Weathered Blue	Opaque, Breaking	Stable	AP	Dinnerware Safe	Matte	---
	SW137 Storm Gray	Opaque, Breaking	Stable	AP	Dinnerware Safe	Matte	---



















	Name	Look	Movement	ACMI	Dinnerware	Type	Base Glaze (Crystals only)
	SW138 Lemon Meringue	Opaque, Breaking	Stable	AP	Dinnerware Safe	Matte	---
	SW140 Black Matte	Opaque	Stable	AP	Dinnerware Safe	Matte	---
	SW141 White Matte	Opaque	Stable	AP	Dinnerware Safe	Matte	---
	SW142 Gray Matte	Opaque	Stable	AP	Dinnerware Safe	Matte	---
	SW143 Abalone	Translucent, Breaking	Stable	AP	Dinnerware Safe	Classic	---
	SW146 Aurora Green	Opaque, Crystal	Fluid	CL	Dinnerware Safe	Crystal	SW108 Green Tea
	SW147 Moonscape	Opaque, Breaking, Crystal	Stable	AP	Dinnerware Safe	Crystal	SW137 Storm Gray
	SW148 Lime Shower	Semi-Opaque, Breaking, Crystal	Stable	AP	Dinnerware Safe	Crystal	SW253 Green Opal
	SW149 Crackle White	Opaque, Crackle	Stable	AP	Not Dinnerware Safe	Specialty	---
	SW150 Celadon Bloom	Translucent, Crystal	Stable	AP	Dinnerware Safe	Crystal	SW201 Turquoise
	SW151 Olive Float	Translucent, Crystal	Stable	CL	Dinnerware Safe	Crystal	SW210 Emerald
	SW152 Blue Splatterware	Opaque, Crystal	Stable	AP	Dinnerware Safe	Crystal	SW141 White Matte
	SW153 Indigo Rain	Opaque, Crystal	Stable	AP	Dinnerware Safe	Crystal	SW106 Alabaster
	SW154 Shipwreck	Translucent, Crystal	Stable	AP	Dinnerware Safe	Crystal	SW212 Peacock
	SW155 Winter Wood	Opaque, Crystal	Stable	AP	Dinnerware Safe	Crystal	SW106 Alabaster
	SW156 Galaxy	Translucent, Crystal	Stable	AP	Dinnerware Safe	Crystal	SW209 Charcoal *discontinued
	SW158 Lilac Matte	Opaque	Stable	AP	Dinnerware Safe	Matte	---
	SW162 Pink Matte	Opaque	Stable	AP	Dinnerware Safe	Matte	---

	Name	Look	Movement	ACMI	Dinnerware	Type	Base Glaze (Crystals only)
	SW164 Satin Patina	Opaque, Breaking	Stable	CL	Not Dinnerware Safe	Matte	---
	SW165 Lavender Mist	Semi-Opaque, Breaking	Stable	AP	Dinnerware Safe	Classic	---
	SW166 Norse Blue	Semi-Opaque, Breaking	Stable	AP	Dinnerware Safe	Classic	---
	SW167 Sand & Sea	Semi-Opaque, Breaking	Stable	CL	Dinnerware Safe	Classic	---
	SW168 Coral Sands	Semi-Opaque, Breaking	Stable	AP	Dinnerware Safe	Classic	---
	SW169 Frosted Lemon	Semi-Opaque, Breaking	Stable	AP	Dinnerware Safe	Classic	---
	SW170 Blue Hydrangea	Translucent, Crystal	Stable	AP	Dinnerware Safe	Crystal	SW207 Chambray *discontinued
	SW171 Enchanted Forest	Translucent, Crystal	Stable	AP	Dinnerware Safe	Crystal	SW209 Charcoal *discontinued
	SW172 Macadamia	Matte, Breaking	Stable	AP	Dinnerware Safe	Matte	---
	SW173 Amber Quartz	Opaque, Breaking	Stable	AP	Dinnerware Safe	Matte	---
	SW174 Leather	Opaque, Breaking	Stable	AP	Dinnerware Safe	Matte	---
	SW175 Rusted Iron	Opaque, Breaking	Fluid	AP	Dinnerware Safe	Matte	---
	SW176 Sandstone	Opaque, Crystal	Stable	AP	Dinnerware Safe	Crystal	SW172 Macadamia
	SW177 Raspberry Mist	Semi-Opaque, Breaking	Stable	AP	Dinnerware Safe	Classic	---
	SW178 Fool's Gold	Semi-Opaque Breaking	Stable	AP	Dinnerware Safe	Classic	---
	SW179 Muddy Waters	Opaque, Crystal	Stable	AP	Dinnerware Safe	Crystal	SW174 Leather
	SW180 Desert Dusk	Opaque, Crystal	Stable	AP	Dinnerware Safe	Crystal	SW173 Amber Quartz
	SW181 Night Moth	Opaque, Crystal	Stable	AP	Dinnerware Safe	Crystal	SW508 Black Gloss

	Name	Look	Movement	ACMI	Dinnerware	Type	Base Glaze (Crystals only)
	SW182 Antique Brass	Opaque	Stable	CL	Not Dinnerware Safe	Matte	---
	SW183 Oxblood	Translucent	Stable	CL	Dinnerware Safe	Classic	---
	SW184 Speckled Toad	Opaque, Breaking	Fluid	CL	Dinnerware Safe	Classic	---
	SW185 Rainforest	Opaque, Breaking	Fluid	CL	Not Dinnerware Safe	Matte	---
	SW186 Azurite	Opaque, Breaking	Fluid	AP	Not Dinnerware Safe	Matte	---
	SW187 Himalayan Salt	Opaque, Breaking	Fluid	AP	Not Dinnerware Safe	Matte	---
	SW189 Cenote	Semi-Opaque, Crystal	Stable	AP	Dinnerware Safe	Crystal	SW166 Norse Blue
	SW190 Passion Flower	Opaque, Crystal	Stable	AP	Dinnerware Safe	Crystal	SW134 Eggplant
	SW191 Peppered Plum	Opaque, Breaking, Crystal	Stable	AP	Dinnerware Safe	Crystal	SW113 Speckled Plum
	SW192 Amaryllis	Translucent, Crystal	Stable	AP	Dinnerware Safe	Crystal	SW205 Coral
	SW193 Ivy	Opaque, Breaking	Fluid	CL	Dinnerware Safe	Classic	---
	SW194 Nimbus	Opaque, Breaking	Fluid	AP	Dinnerware Safe	Classic	---
	SW195 Riptide	Opaque, Breaking	Stable	AP	Not Dinnerware Safe	Matte	---
	SW196 Sand Dollar	Opaque, Breaking	Fluid	AP	Dinnerware Safe	Classic	---
	SW197 Fossil Rock	Opaque, Breaking	Stable	AP	Not Dinnerware Safe	Matte	---
	SW198 Rose Quartz	Opaque, Breaking	Fluid	AP	Dinnerware Safe	Classic	---
	SW199 Purple Aster	Semi-Opaque, Breaking, Crystal	Stable	AP	Dinnerware Safe	Crystal	SW165 Lavender Mist
	SW201 Turquoise	Translucent	Stable	AP	Dinnerware Safe	Classic	---

	Name	Look	Movement	ACMI	Dinnerware	Type	Base Glaze (Crystals only)
	SW203 Root Beer	Translucent	Fluid	AP	Dinnerware Safe	Classic	---
	SW204 Amber Topaz	Translucent	Fluid	AP	Dinnerware Safe	Classic	---
	SW205 Coral	Translucent	Stable	AP	Dinnerware Safe	Classic	---
	SW210 Emerald	Translucent	Stable	CL	Dinnerware Safe	Classic	---
	SW211 Glacier Blue	Translucent	Stable	AP	Dinnerware Safe	Classic	---
	SW212 Peacock	Translucent	Stable	AP	Dinnerware Safe	Classic	---
	SW214 Micro Pearl	Opaque	Stable	AP	Dinnerware Safe	Classic	---
	SW215 Micro Champagne	Translucent	Fluid	CL	Not Dinnerware Safe	Classic	---
	SW216 Micro Jade	Translucent	Fluid	CL	Not Dinnerware Safe	Classic	---
	SW217 Micro Cerulean	Translucent	Fluid	CL	Not Dinnerware Safe	Classic	---
	SW218 Micro Ash	Translucent	Fluid	CL	Not Dinnerware Safe	Classic	---
	SW219 Opal Lustre	Opaque, Breaking	Fluid	AP	Dinnerware Safe	Classic	---
	SW220 Black Timber	Opaque, Breaking, Crystal	Stable	AP	Dinnerware Safe	Crystal	SW144 Lava Rock *discontinued
	SW221 Mint Speck	Semi-Opaque	Stable	AP	Dinnerware Safe	Matte	SW135 Wintergreen
	SW222 Green Jasper	Translucent, Breaking, Crystal	Stable	AP	Not Dinnerware Safe	Crystal	SW250 White Opal
	SW223 Milk Glass	Semi-Opaque, Breaking	Stable	AP	Not Dinnerware Safe	Classic	---
	SW224 Tropical Teal	Semi-Opaque, Breaking	Stable	AP	Dinnerware Safe	Classic	---
	SW250 White Opal	Translucent, Breaking	Stable	AP	Dinnerware Safe	Classic	---

	Name	Look	Movement	ACMI	Dinnerware	Type	Base Glaze (Crystals only)
	SW251 Pink Opal	Semi-Opaque, Breaking	Stable	AP	Dinnerware Safe	Classic	---
	SW252 Blue Opal	Semi-Opaque, Breaking	Stable	CL	Dinnerware Safe	Classic	---
	SW253 Green Opal	Semi-Opaque, Breaking	Stable	AP	Dinnerware Safe	Classic	---
	SW255 Gray Opal	Semi-Opaque, Breaking	Stable	AP	Dinnerware Safe	Classic	---
	SW401 Light Flux	Translucent, Breaking	Fluid	CL	Dinnerware Safe	Flux	---
	SW402 Dark Flux	Translucent, Breaking	Fluid	CL	Dinnerware Safe	Flux	---
	SW403 White Mudcrack	Texture	Stable	AP	Not Dinnerware Safe	Specialty	---
	SW404 Black Mudcrack	Texture	Stable	AP	Not Dinnerware Safe	Specialty	---
	SW405 Light Magma	Texture	Stable	AP	Not Dinnerware Safe	Specialty	---
	SW406 Dark Magma	Texture	Stable	AP	Not Dinnerware Safe	Specialty	---
	SW501 White Gloss	Opaque	Stable	AP	Dinnerware Safe	Gloss	---
	SW502 Yellow Gloss	Opaque	Stable	AP	Dinnerware Safe	Gloss	---
	SW503 Orange Gloss	Opaque	Stable	AP	Dinnerware Safe	Gloss	---
	SW504 Red Gloss	Opaque	Stable	AP	Dinnerware Safe	Gloss	---
	SW505 Purple Gloss	Opaque	Stable	AP	Dinnerware Safe	Gloss	---
	SW506 Bright Blue Gloss	Opaque	Stable	AP	Dinnerware Safe	Gloss	---
	SW507 Bright Green Gloss	Opaque	Stable	AP	Dinnerware Safe	Gloss	---
	SW508 Black Gloss	Opaque	Stable	AP	Dinnerware Safe	Gloss	---

	Name	Look	Movement	ACMI	Dinnerware	Type	Base Glaze (Crystals only)
	SW509 Dark Green Gloss	Opaque	Stable	AP	Dinnerware Safe	Gloss	---
	SW510 Blue Gloss	Opaque	Stable	AP	Dinnerware Safe	Gloss	---
	SW511 Pink Gloss	Opaque	Stable	AP	Dinnerware Safe	Gloss	---
	SW512 Coral Gloss	Opaque	Stable	AP	Dinnerware Safe	Gloss	---
	SW513 Brown Gloss	Opaque	Stable	AP	Dinnerware Safe	Gloss	---
	SW514 Sage Gloss	Opaque	Stable	AP	Dinnerware Safe	Gloss	---
	SW515 Aqua Gloss	Opaque	Stable	AP	Dinnerware Safe	Gloss	---
	EG001 White Engobe	Opaque	Stable	AP	Dinnerware Safe w/ Clear	Engobe	---
	EG002 Speckled Buff Engobe	Opaque	Stable	AP	Dinnerware Safe w/ Clear	Engobe	---
	EG003 Brick Red Engobe	Opaque	Stable	AP	Dinnerware Safe w/ Clear	Engobe	---
	EG004 Dark Brown Engobe	Opaque	Stable	AP	Dinnerware Safe w/ Clear	Engobe	---
	EG005 Black Engobe	Opaque	Stable	AP	Dinnerware Safe w/ Clear	Engobe	---
	EG006 Sparkle Black Engobe	Opaque	Stable	AP	Dinnerware Safe w/ Clear <small>*Use SW004 Zinc Free Clear to maintain black color.</small>	Engobe	---
	EG007 Terracotta Engobe	Opaque	Stable	AP	Dinnerware Safe w/ Clear	Engobe	---
	SG302 Snowfall	Texture	Stable	AP	Not Dinnerware Safe	Specialty	---
	SG303 Citrus Snow Gem	Texture	Stable	AP	Not Dinnerware Safe	Specialty	---
	SG304 Berry Snow Gem	Texture	Stable	AP	Not Dinnerware Safe	Specialty	---
	SG305 Spearmint Snow Gem	Texture	Stable	AP	Not Dinnerware Safe	Specialty	---