



Jungle Gems™

Crystal Glaze

LOW-FIRE GLAZES

CONE 06-05 / 999°C-1046° C / 1830°F -1915°F





Jungle Gems™ Crystal Glaze



NOT
Dinnerware Safe

LOW-FIRE (CONE 06-05 / 999°C-1046°C / 1830°F -1915°F)

Mayco's Jungle Gems™ Crystal Glazes transform in the kiln when the small pieces of frit burst into color and intricate patterns during the firing process. Often cited as "Art in a Jar", Jungle Gems™ are easy to use while providing outstanding results and colorful effects to artist's creations on wet clay, greenware, or soft fired bisque. Jungle Gems™

can be used for all over coverage for dramatic results, in combination by blending with Stroke & Coats®, Foundations® or Cobblestones or simply as an accent to your design. Recommended for ornamental use only when applied to low fire earthenware clay bodies. We recommend testing at your preferred firing temperature prior to use.

CONE 06 RESULTS (999°C / 1830°F)

CG718 Blue Caprice	CG722 Seawind	CG750 Noel
CG786 Obsidian	CG788 Dutch Enamelware	CG795 Yadro Print
CG968 Peppermint Twist	CG969 Floral Fantasy	CG970 Masquerade
CG984 Ladybug	CG985 Monet's Pond	CG986 Smoke & Fire
CG998 Pink Pixie	CG999 Jazz Notes	CG1000 Mardi Gras

Fired flat in oxidation on white earthenware body


CG753 Sassy Orange	CG756 Firecracker	CG779 Black Opal	CG780 Mystic Jade	CG783 Strawberry Sundae	CG785 Royal Fantasy
CG798 Black Iris	CG954 Wildfire	CG958 Lagoon Blue	CG963 Lemon Lime	CG964 Kaleidoscope	CG965 Mocha Marble
CG972 Dragon's Breath	CG974 Bloomin' Blue	CG977 Ink Spots	CG980 Coral Puff	CG981 Fruity Freckles	CG983 Koi Pond
CG987 Tree Frog	CG990 Starry Night	CG991 Mountain Moss	CG993 Lavender Sprigs	CG994 Field & Flowers	CG997 Seafoam
CG1001 Gogh Iris	CG1002 Day Lily	CG1003 Peach Party	CG1004 Berry Tart	CG1005 Maroon Lagoon	CG1006 Purple Reign

HOW TO USE

One coat will create a translucent finish with subsequent coats adding opacity. We suggest 2-3 coats for full opacity and all over coverage. Let dry between coats. We recommend a soft fan brush, such as CB604 #4 or CB618 #8 Soft Fan, for glaze application. Stir frequently as crystals tend to settle in the jar due to their weight. Redistribution of

crystals may be required during the final coat. Where you see the crystal is where you will see it bloom. Avoid heavy application of crystals at the bottom of ware, as the crystals bloom and can adhere to the kiln shelves or stilts. Fire to shelf cone 06/05. For decorative use only. For use at higher temperatures, see the reverse of this brochure.

CONE 06 RESULTS (999°C / 1830°F)



Fired flat in oxidation on white earthenware body



CL products are NOT suitable for children 12 and under.



Additional Tips for Jungle Gems™ Crystal Glazes

Application

Shake well prior to each application coat. The reason for this recommendation is that the crystals will settle to the bottom of the jar in a short period of time. If you notice the crystals settling during an application you can either dip your brush to the bottom of the jar to redispense or attach the lid and shake vigorously. With the lid tightly closed, store your glazes upside down for easier access to the crystals. We recommend a broad, soft brush, such as a CB604 #4 or CB618 #8 Soft Fan Brush to distribute crystals evenly.

Dinnerware Safety

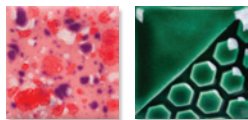
Jungle Gems™ Crystal Glazes have a natural crazing that occurs when the crystals “bloom”. As that surface may be difficult to properly clean if in contact with food, we recommend crystal glazes to be used on decorative ware only when applied to low-fire earthenware clay bodies. While the glazed surface may pass lead & cadmium leach tests, and therefore legally considered Food Safe, attempts to adequately clean the textured surface may cause the underlying porous ware to absorb water and fail.

GLAZE COMBINATION GALLERY

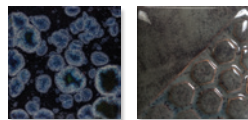
Take Mayco glazes to the next level with a simple combination of two glazes to create extraordinary finishes. For inspiration, browse through our hundreds of glaze combinations for low-fire.



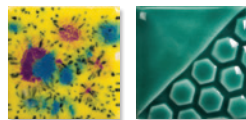
Browse
low-fire
combos.



CG1004 Berry Tart
over EL159 Emerald Green



CG786 Obsidian
over EL129 Slate



CG1000 Mardi Gras
over EL136 Lapis Lagoon

ASSORTMENT KITS

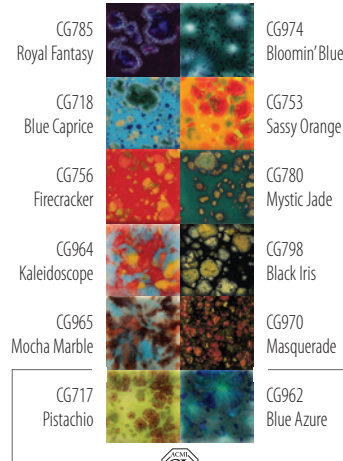
Jungle Gems™ Crystal Glazes are available in assortment kits that include our most popular colors. Kits make a great choice for the classroom or studio, or as a sampler. Value priced packs are available in 4 oz. and 16 oz. jars.

Colors shown below were fired to Cone 06 (999°C/1830°F), but also perform great when fired to higher temperatures. View the Cone 6 (1222°C/2232°F) firing results on MaycoColors.com

Jungle Gems™ Crystal Glazes Kit

CGKIT2 4 oz. jars


CGKIT2P 16 oz. jars



Crystalites™ Kit

CGKIT2 4 oz. jars

CGKIT2P 16 oz. jars



Tip for Vases

When using Jungle Gems™ on the outside of a vase or cylinder, we recommend using Foundations® Opaque or Sheer, or a clear glaze on the inside. Using Stroke & Coat™ may cause the piece to crack due to the stiffness of the glaze.



All Over Coverage

With just one glaze, Jungle Gems™ can be the star of your work in all over coverage with intricate patterns and unique effects developing after firing. They even work well over texture!




On Greenware/Clay

Apply Jungle Gems™ directly to wet or leatherhard clay and fire to cone 04. Colors retain their vibrancy with huge time savings. We recommend leaving an area unglazed such as the bottom or back for outgassing during firing. Limit coverage to 2 coats including any design work when applied to wet clay.



Layering Crystals

Jungle Gems™ can be layered together with other Jungle Gems™ colors or used under or over other Mayco products, such as Stroke & Coats® or Elements™, to create new colors. Visit MaycoColors.com to view our glaze combination gallery. Testing is recommended.



In Combination

Jungle Gems™ Crystal Glazes add visual interest in designs. Use in combinations with Stroke & Coat®, Elements™, Foundations®, Cobblestone and more!

In Design

Jungle Gems™ may be used to create colorful design work. Use French Dimensions™ to act as a barrier, preventing the colors from blending together. Visit MaycoColors.com to view our extensive project library with endless techniques to inspire you.



Magic of the Kiln

Jungle Gems™ demonstrate the “magic of the kiln” more effectively than any other glaze. Delightful for artists of all ages because of their ease of use, bright colors and outstanding results.

