



This book is a compilation of jewelry techniques.

Starting with the basics, it features simple explanations of the simplest and least expensive methods that can be used by beginners to create wonderful jewelry without expensive machinery or tools. The point is that it is only possible to



understand the essence of jewelry by making it with one's own hands. I believe that is where the seeds of "originality" come from, not just from reading books.

By Minoru Miki



MINORU MIKI Profile


1951: Born in Yamanashi Prefecture.  
1970-1976: Studied engraving at the Tokyo University of the Arts, and at the same graduate school.  
1981-2001: Lecturer at the Yamanashi Prefectural Institute of Gemology and Jewelry Art.  
2001-2008: President of the Japan Jewellery Designers Association (a public corporation).  
2002-2016: Part-time lecturer at the Tokyo University of the Arts. Currently: Representative Director of Miki Studio.  
Member of the Japan Jewelry Designers Association (a public corporation).  
Member of the Institute of Professional Goldsmiths (IPG)  
Authored: Metal Jewelry Craft, coauthor: Noriko Takagi

*Over 40 years of experiences at a frontline in the Jewelry industries, the Master Minoru Miki made the technique-based book for all people who involve in Jewelry making. Minoru Miki studied Jewelry engraving at the Tokyo University of the Arts, and at the same graduate school.*

*He has been taking challenges to use new materials, machines, and techniques appeared in many many different generations into own jewelry making, and have created many ORIGINAL after going through many trial and error.*

*The word "originality" comes from "origin" — the "beginning," or "starting point."*

*This book is focused on metals, and explores the essence of jewelry from this "starting point."*

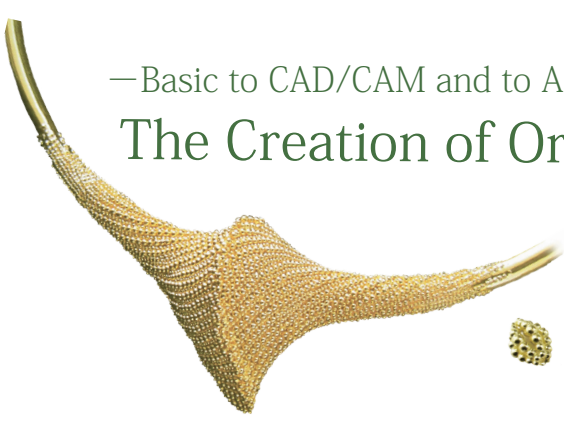


Aida's Item#: S-0621-E  
Retail Price: 5,000 JPY

Author : Minoru Miki  
Editor : Aida Chemical Industries Co., Ltd.  
Book Cover Design : Miki Studio  
ISBN code : ISBN978-4-600-00366-1  
Publishing and Sales : Aida Chemical Industries Co., Ltd.

—Basic to CAD/CAM and to Art Clay—

# The Creation of Original Jewelry




## ●Table of contents●

1. Basic Information About Precious Metals
2. From Classical Techniques and Granular Metalworking to CAD/CAM
3. Mokume-gane (Wood Graining Metal)
4. Jewelry Using Art Clay Series
5. Textures of Metals
6. Lost Wax Glass-Cast Jewelry
7. Diffusion Bonding and Fusion Welding

8. Diffusion Bonding Using Art Clay Series
9. Jewelry Manufacture Using a Flat End Chasing Tool
10. Basic Methods
11. Creation of Rubber Molds
12. Jewelry Using Electroforming
13. Other Methods
14. Metal Allergies

## Jewelry Using Art Clay Series

Explaining how to enjoy original jewelry making with Art Clay Silver such as transferring unique patterns without making a rubber mold.



## Diffusion Bonding Using Art Clay Series

Explaining the diffusion bonding using Art Clay Gold. Making a beautiful contrast of painted gold on silver.



## Lost Wax Glass-Cast Jewelry

Explaining how to mass produce your own jewelry in a quick and easy way by using a quick hardening silicone mold. Also you can learn an advanced technique using glass.



## Basic Methods

You can learn details of basic jewelry making techniques including customizing Japanese traditional chasing tools, basic ring making, and tips for temperature control.

