



ClearOne's second-generation Beamforming Mic Array is the professional-grade microphone array with beamforming and adaptive steering, ClearOne's next-generation Acoustic Echo Cancellation and Noise Cancellation.

The ultra-sleek design fits into any conferencing environment and delivers the clearest audio pickup available with its Acoustic Intelligence.

2nd Generation Mic Array

- + Beamforming & adaptive steering technology— Think of it as smart beam selection
- + Most advanced AEC & NC
- + Acoustic Intelligence with adaptive ambience
- + Replaces 9 to 12 traditional microphones

Ultra Sleek Design

- + Three mounting options - Ceiling, Wall & Table
- + Two power options: P-link, PoE
- + Standard ceiling projector mount

Flexible & Scalable

- + Daisy-chain up to 3 arrays per CONVERGE® Pro 2 unit
- + Zero-consumption of CONVERGE Pro 2 analog inputs
- + Single cable for power, audio & control
- + Daisy-chain with DIALOG® 20 Wireless Mic System

Configuration & Management

- + New CONVERGE Pro 2 CONSOLE software
- + Auto-discovery of devices
- + System monitoring and troubleshooting



VENUES

Boardrooms

Conference Rooms

Large Lecture Halls



Training Centers

Courtrooms

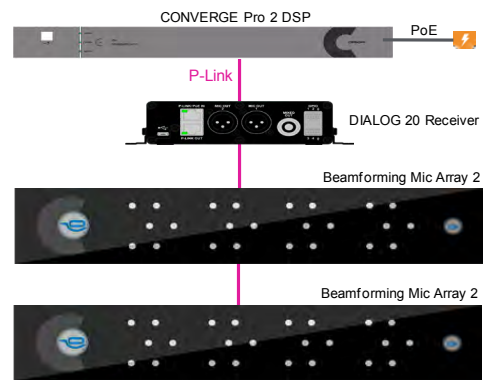
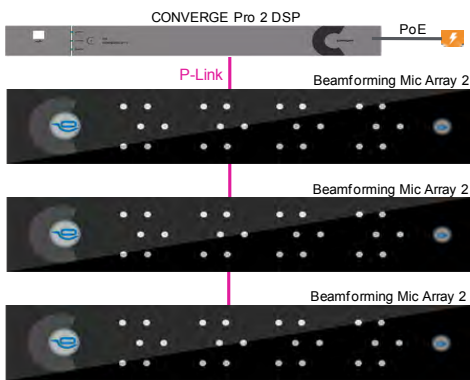
Telemedicine Facilities

Houses of Worship

Rear Connections

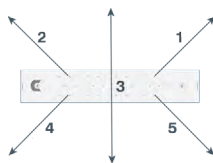


Connection Diagrams

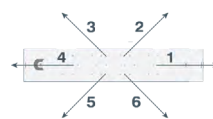


Operating Modes

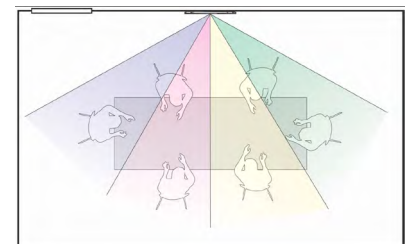
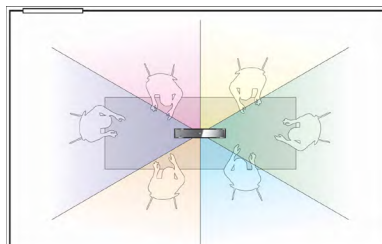
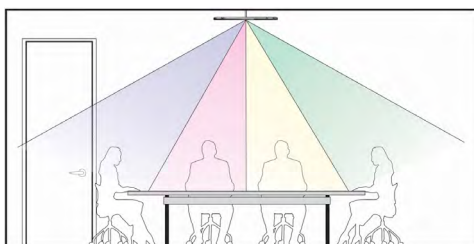
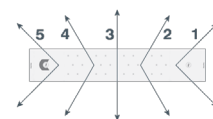
Ceiling



Table



Wall



PRODUCT SPECIFICATIONS

AUDIO

24 microphones
 1 Channel In (does not take up any input channels in CONVERGE Pro 2)
 Number of Beams:
 5 in Ceiling mode
 6 in Table mode
 5 in Wall mode
 Polar Pattern: Custom
 Frequency Response: 150Hz – 16kHz, +/- 3dB
 Dynamic Range: 150Hz – 16kHz, >70dB

LED & TOUCH SENSOR

Sensor Type: 2 Capacitive Touch Button for Mute
 LED (2x: one on each end of a unit):
 • Power On
 » Power On & Unmuted: Blue
 » Muted: Red
 • Power Off: No light

BEAMFORMING MIC ARRAY 2 CONFIGURATION

Beam enable/disable
 Mounting mode selection:
 • Auto
 • Ceiling
 • Wall
 • Table
 Acoustic Echo Cancellation (AEC) on/off
 Noise Cancellation (NC) on/off
 Filters:
 • All Pass
 • Low Pass
 • High Pass
 • Notch
 • PEQ
 Automatic Level Control (ALC) on/off
 Gain adjust
 Mute on/off
 Auto gate/Manual gate

USB

For future use

P-LINK PERIPHERAL BUS

P-Link In & Out: Proprietary Peripheral Bus
 Ports Type: RJ-45
 Cable:
 Solid core 24AWG, factory terminated Cat 5e or Cat 6
 Distance: Up to 200 feet
 Daisy Chain:
 • Up to 3 Beamforming Microphone Array 2 units with each supported CONVERGE Pro 2 unit in the same chain
 • Up to 3 Beamforming Microphone Array 2 units and up to 3 DIALOG 20 Wireless Receiver units with each supported CONVERGE Pro 2 unit in the same chain
 • Up to 6 Beamforming Microphone Array 2 units in the same chain with 2 supported CONVERGE Pro 2 units connected through C-Link

POWER SELECTION SWITCH

Sensor Type: Slide Switch
 • Toggle toward P-Link to power device by P-Link
 • Toggle toward PoE to power device by PoE Injector or PoE Ethernet Switch

CONFIGURATION & ADMINISTRATION SOFTWARE

CONVERGE Pro 2 CONSOLE Software

COMMANDS

Through supported CONVERGE Pro 2 unit connected through P-Link

MOUNTING

Ceiling mount kit (12", 24", 36", and 48" suspension column)
 Wall mount kit
 Table mount

POWER & THERMAL

Power Type: PoE
 Port Type: RJ-45
 Power Source: P-Link or PoE Injector
 PoE In: PoE IEEE 802.3at
 Power Source Indicator: Set the position of the power source to indicate the source of the power (P-Link or PoE)
 Mains Voltage: 100-240VAC, 50/60Hz
 AC Power Consumption: 12W Typical
 DC Power Consumption: 5.26W Typical
 Thermal: 40.95 BTU/Hr
 Operating Temperature:
 14° F/-10° C to 104° F/40° C ambient temperature

DIMENSION & WEIGHT (WxHxD)

30" x 1" x 5.75" (762mm x 25.4mm x 146mm)
 Unit Weight: 4.4 lbs (2.0kg)
 Shipping Weight: 5.7 lbs (2.59kg)

PART NUMBERS

910-3200-201: White Beamforming Microphone Array 2
 910-3200-201-B: Black Beamforming Microphone Array 2

SUPPORTED CONVERGE PRO 2

Part Number	Product
910-3200-001	CONVERGE Pro 2 128
910-3200-001-D	CONVERGE Pro 2 128D
910-3200-002	CONVERGE Pro 2 128T
910-3200-002-D	CONVERGE Pro 2 128TD
910-3200-003	CONVERGE Pro 2 128V
910-3200-003-D	CONVERGE Pro 2 128VD
910-3200-005	CONVERGE Pro 2 48T
910-3200-004	CONVERGE Pro 2 120

ACCESSORIES

Part Number	Product
910-3200-202	PoE Power supply kit for BFM
910-3200-203-12	BFM2 Ceiling Mount kit with 12" Suspension Column - White
910-3200-203-12-B	BFM2 Ceiling Mount kit with 12" Suspension Column - Black
910-3200-203-24	BFM2 Ceiling Mount kit with 24" Suspension Column - White
910-3200-203-24-B	BFM2 Ceiling Mount kit with 24" Suspension Column - Black
910-3200-203-36	BFM2 Ceiling Mount kit with 36" Suspension Column - White
910-3200-203-36-B	BFM2 Ceiling Mount kit with 36" Suspension Column - Black
910-3200-203-48	BFM2 Ceiling Mount kit with 48" Suspension Column - White
910-3200-203-48-B	BFM2 Ceiling Mount kit with 48" Suspension Column - Black
910-3200-203	BFM2 Ceiling Mount kit without Suspension column - White
910-3200-203-B	BFM2 Ceiling Mount kit without Suspension column - Black
910-001-005-12	BFM White Ceiling Mount kit with 12" suspension column
910-001-005-12-B	BFM Black Ceiling Mount kit with 12" suspension column
910-001-005-24	BFM White Ceiling Mount kit with 24" suspension column
910-001-005-24-B	BFM Black Ceiling Mount kit with 24" suspension column
910-001-005-36	BFM White Ceiling Mount kit with 36" suspension column
910-001-005-48	BFM White Ceiling Mount kit with 48" suspension column
910-001-006	BFM White Wall Mount kit
910-001-006-B	BFM Black Wall Mount kit
910-3200-204-50	50 Ft RJ45 CAT6 Cable
910-3200-204-100	100 Ft RJ45 CAT6 Cable
910-3200-204-150	150 Ft RJ45 CAT6 Cable
910-3200-204-200	200 Ft RJ45 CAT6 Cable

SALES AND INQUIRIES

North America

Tel: +1 801.975.7200
 TollFree: +1 800.945.7730
 TechSales: +1 800.705.2103
 Fax: +1 801.303.5711
 sales@clearone.com

Europe

Tel: +1.800.945.7730
 global@clearone.com

Middle East

Tel: +1.800.945.7730
 global@clearone.com

Asia Pacific

Tel: +1.800.945.7730
 global@clearone.com

Other Regions

Tel: +1.800.945.7730
 global@clearone.com