

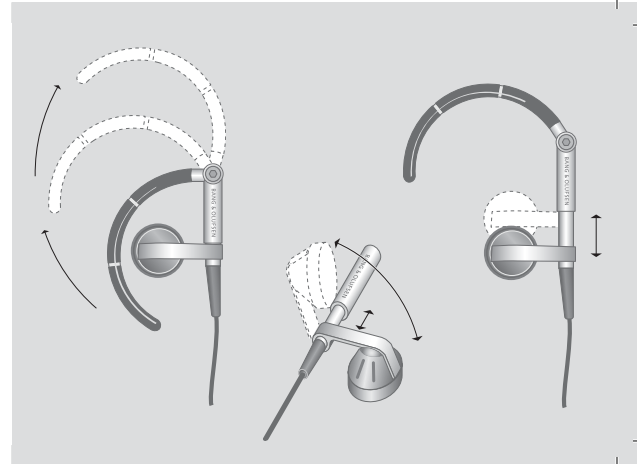
For more information visit:  
[www.bang-olufsen.com](http://www.bang-olufsen.com)

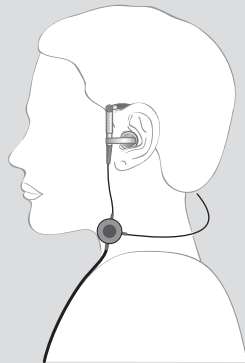
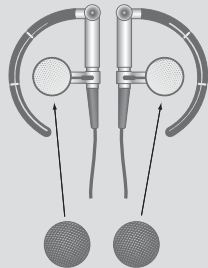
0711

## EarSet 3

Guide

BANG & OLUFSEN 





To obtain maximum sound quality, we recommend that you put the two enclosed ear pads on the earset, and then place the earset correctly in your ear.

To obtain correct placement, you must adjust the angle, length and tilt of the earset.

First place the left earphone. Then lead the cord behind your neck, and adjust the right earphone to your ear.

*Warning: Prolonged use at high volume may cause hearing damage!*

**To operate the microphone ...**

- > Press the centre of the microphone (A) to answer a call.
- > Press again to end the call.
- > Press and hold to redial the last called number.

Use the enclosed clip (B) to hold the microphone cord in place.

