



MERCEDES BENZ M271 ALIGNMENT TOOL SET CT3772

INSTRUCTION MANUAL

GENERAL

This retaining device makes it possible to position the camshafts into the installation position.

Retainer to draw in the timing chain.

To retain timing chain with camshaft sprockets in mesh.

For Mercedes Benz M271

CONTENTS

1. Camshaft Locking Tool,
to be used as OEM 271589006100
2. Cam Chain Tensioner Rail Wedge,
to be used as OEM 271589003100
3. Cam Chain Retaining Bridge,
to be used as OEM 271589014000
4. Cam Chain Tensioner Drift,
to be used as OEM 271589001500
- 5 Bit Socket, TX100



APPLIATIONS

This tool set is designed for checking and setting the engine timing on following Mercedes models:

	Model	type	motor
Mercedes	CLK 200K	W209	M271 E18ML (02-) DE18ML (03-05) E16ML (08-) DE18LA (09-)
	C160K, C180K, C200K, C230K	W203	
	E200K	W211	
	SLK 200K	R171	
	C180K, CLC180K CLC200K, C180CGI C200CGI, C250CGI	W204	
	E200CGI, E250CGI	W212, C207	

SAFETY INSTRUCTIONS

1. Do not use the tool if parts are missing or damaged.
2. Use the tool for the intended purpose only.
3. Never place the tool on the vehicle battery. There is a risk of a short circuit.
4. Be careful when working with the engine running. Loose clothing, tools and other objects can be caught by rotating parts and cause serious injury.
5. Keep children and other unauthorized persons away from the work area.
6. Be careful when working on hot engines because of the risk of burn injuries.
7. If you remove the ignition key before repairing, you can prevent the engine from being started accidentally and resulting in engine damage.


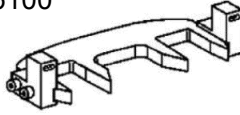
Note: This manual serves as a brief guide and does not replace a workshop manual. Always refer to the vehicle-specific service literature, particularly the technical data such as torque values and instructions for disassembly/assembly, etc.

8. After repair or before starting the engine, turn a minimum of 2 turns by hand and check the timing again.
9. Turn the engine only in the normal direction of rotation (clockwise unless otherwise specified).

INSTRUCTIONS FOR USE


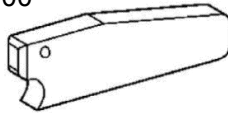
1. Camshaft Locking Tool,
to be used as OEM 271589006100

keeps the camshaft in the
setting position.




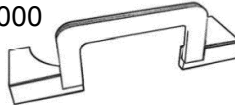
2. Cam Chain Tensioner Rail Wedge,
to be used as OEM 271589003100

is used to push back and hold
the timing Chain tensioning rail.




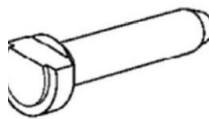
3. Cam Chain Retaining Bridge,
to be used as OEM 271589014000

is used to hold the timing chain
during e.g. separating timing chain.



4. Cam Chain Tensioner Drift,
to be used as OEM 271589001500

is used to insert the closure plug.



CANNON TOOLS LTD

Add: 20 station road, Rowley Regis, west midlands, B65 0JU.U.K.

www.cannontools.co.uk