



ENGINE TIMING TOOL SET

FOR RENAULT / VOLVO 16V & 20V PETROL ENGINES

CT4624



GENERAL

This tool kit contains essential tools that are required when replacing the cylinder head gasket, timing tooth belt and checking the engine timing on Renault and Volvo 16 valve and 20 valve engines. The tools allow you to set the crankshaft and camshaft in service position.

APPLICATIONS

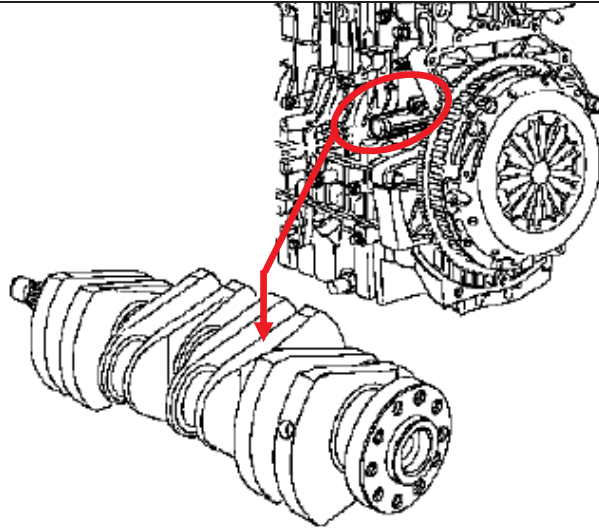
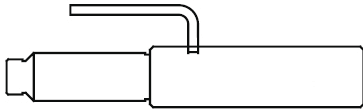
MODEL	YEAR	ENGINE	ENGINE CODE	
Renault	Laguna	(96-01)	2.0 16v	N7Q
	Safrane	(96-01)	2.0 16v	700/704/710/711
	Safrane	(96-01)	2.5 16v	N7U 700/701
Volvo	850	(92-97)	1.6l twin cam 1.8l twin cam 1.9l twin cam 2.0l twin cam 2.3l twin cam 2.4l twin cam 2.5l twin cam	B4164 S/S2
	C70	(98-02)		B4184 S/S2/S3/S9/S10
	S40	(96-04)		B4194 T/T2
	V40	(96-04)		B4204 S/S2/T/T2/T3/T5
	S60	(01-05)		B5202 FS
	S70	(97-00)		B5204 FT/T2/T3/T4/T5
	S80	(99-05)		B5234 T3/T4/T5/T6/T7/T8/T9
		B5244 S/S2/SG/SG2/T3/T4/T5/T7		
		B5252 FS		
		B5254 T/T2/T4		

SAFETY ADVICE

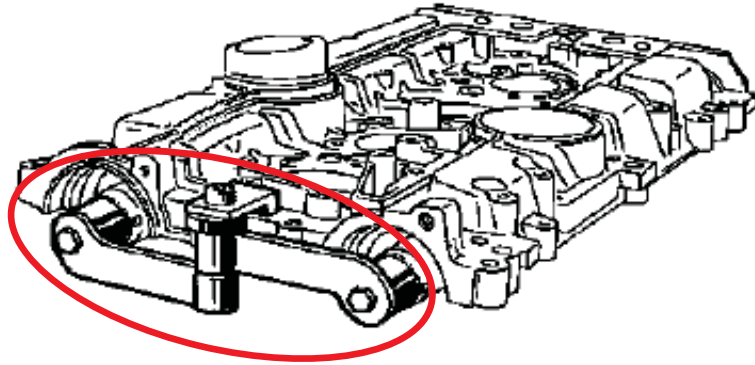
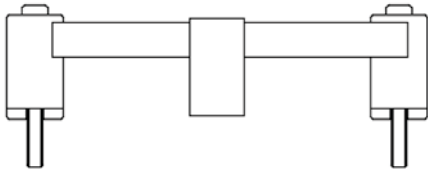
- Be careful when working on hot engines – risk of burn!
- Be careful when working on running engines. Loose clothes, tools and other things can be caught up in revolving parts which may lead to serious injuries.
- Remove the ignition key before repair so that the engine will not start unintentionally.
- ***This manual is just brief information and will not replace a garage handbook. Always consult specific service literature for information about torques, assemblies and disassemblies etc.***
- After any successful maintenance and before starting the engine, you should rotate the engine for two turns manually to check the new control time.

TOOLS

Crankshaft TDC Timing Pin
to be used as OEM MOT1340



Camshaft Setting Tool
to be used as OEM MOT1337



Tensioning Tool
(Auxiliary Drive Belt)
to be used as OEM MOT1348

