

**ENDRES TOOLS** GmbH

- SAFETY FIRST -



**NON-SPARKING  
TOOLS**

## Index

	Seite
Company portrait	4
Representatives worldwide	4
Endres Safety Tools – where to use	5
Material analysis	6
Application advice	6
Little dictionary of the ex-zones	7
 1. Spanners	9
 2. Special Wrenches	33
 3. Socket sets and accessoires	43
 4. Screwdrivers and hex keys	67
 5. Pliers and Scissors	75
 6. Hammer, Chisel and Punches	83
 7. Knives, Spatulas and Scrapers	97
 8. Brushes and Scrubbers	103
 9. Hatchets, Shovels, Spades, Picks and Forks	107
 10. Wedges and Bars	113
 11. Other Handtools	119
 12. Special Articles	123
 13. Flash Lights	129
 14. Tool Cases and Tool Sets	137
Technical information	141
Aftertreatment	142
Guarantee	142
Conditions of delivery and sale	143
Index	144
Notes	148

## Introduction of Endres Tools GmbH

Endres Tools GmbH was established by Mr. Stephan Endres in 1992 and is specialized in producing Non-sparking tools which are exclusively used in areas where explosion due to sparks can be a potential danger.

Endres tools manufacture all kind of hand tools made of non-sparking material which is a special non-iron-alloy. Endres Tools is a young, innovating company and its success is based on the high quality in all areas. It's staff professional competence makes up the success of Endres non-sparking tools.

Exports are made worldwide and the „Made in Germany“ is liked all over the globe. In most of the countries Endres Tools has been represented by notable traders since many years.

The non-sparking Endres tools are winning more and more popularity, because of their high quality, fair prices and the accuracy and prompt carrying-out of all orders.

The brand „Endres“ is standing for high quality at fair prices!

Please have a look now into our new catalogue, which has been extended with a lot of new articles. Please go and see for yourself the big supply on different non-sparking tools.

If you do not find any article you need, please never hesitate to contact us, because our motto is now as before „Yes we can!“

## Representatives worldwide



## ENDRES safety tools

ENDRES safety tools are recommended for use in hazardous environments where flammable or combustible vapors, liquids, dusts or residues are present.

In the following areas, among others, ENDRES safety tools are recommended:

### **in manufacturing operations:**

- alcohol industries
- plants for ammunition, missile and explosives
- automotive plants (spray booth)
- bakeries
- breweries and distilleries
- chemical industries
- metal production
- fertilizer plants
- flammable materials manufacture
- flour mills
- furniture manufactures (varnish and painting handling)
- gas plants and coke by-products
- glass manufactures
- insulation manufacture
- leather products (tanneries)
- mining
- nuclear products
- oil and natural gas drilling, refining and handling
- petrochemicals
- petroleum refining
- pharmaceutical industry
- pipeline construction
- plastic manufactures
- rubber processing operations
- sugar mills
- synthetic fiber manufacture
- wine industry

### **in transportation industries**

(including their maintenance, cleaning and service companies)

- airports
- railroads
- shipyards
- tankers
- tanker trucks

### **in government agencies** (local, state and federal)

- aircraft and missile plants
- armed forces  
(Army, Navy, Air Force, Marine, Coast Guard and Civil Support Units)
- Fire Departments
- First Responders to Weapons of Mass Destruction (WMD)
- munitions depots
- nuclear production and waste
- Public utilities
- waste management
- water treatment facilities

### **in other industries**

- cleaning and spraying operations
- confined space maintenance
- explosives and pyrotechnics
- geophysical exploration
- grain storage and handling
- HAZMAT (= hazardous materials handling)
- maintenance and service operations
- packing plants
- warehousing of all hazardous materials

### **for non-magnetic applications** (ONLY tools made of CUBE!)

- aircraft maintenance and overhaul
- aluminium and other metal smelting
- electronics manufactures
- hospitals and clinics magnetic resonance imaging
- mine sweepers
- nuclear products and testing machines
- public utilities
- radar transmission centers

### **for corrosion resistant applications**

- boat owners
- canners
- chemical manufactures
- desalination plants
- food product manufactures
- insulation manufactures
- laboratories
- paper mills
- petrochemicals
- pharmaceutical industry
- plastic manufactures
- shipyards
- wine industry
- tankers and other work boats

## Analysis of non-sparking material

Material	Specialbronze SB „S“ <small>Aluminium-multi-substance-bronze</small>					Copper-Beryllium CuBe „C“			
	Cu	Al	Ni	Fe	Mn	Be	Ni	Co	Cu
Analysis									
min. in %	Rest	8	4	4	-	1,8	0,1	0,4	Rest
max. in %	Rest	10,5	6	5,5	1,33	2,3	0,5	0,7	Rest
<b>Mechanical properties</b>	<b>cured</b>		<b>untreated</b>						
Strength N/mm <sup>2</sup>	780-989		600-670			1117-1326			
Yield point N/mm <sup>2</sup>	450-550		250-270			840-880			
Hardness	230-290		140-180			280-365			
<b>Physical properties</b>									
Magnetic properties	1,35 max.					1,005 max.			

### Explosion prevention **ATEX = ATmosphere Explosible**

ATEX 137 (118), also called guideline 99/2/EG, is responsible for the safety of persons at commissioning, operation and attendance of explosive plants.

Corresponding ATEX 99/92/EC Endres Tools are to be used in Ex-Zones.

Since July 2003 only operating material, which conforms to this guideline, is allowed to be placed into circulation.

## APPLICATION ADVICE

Because of its application methods, non-sparking tools have to be softer than conventional tools.

For this reason the use of these tools has to be occurred with special care.

Overstraining has to be avoided.

The use of non-sparking tools must not be the only preventive measurement in areas of fire and explosion risk.

For overall protection of staff and equipping, please follow the instructions of your professional association.

## Little dictionary of the ex-zones

### **Zone 0:**

An atmosphere where a mixture of air and flammable substances in form of gas, vapor or mist is present frequently, continuously or for long periods.

### **Zone 1:**

An atmosphere where a mixture of air and flammable substances in form of gas, vapor or mist is likely to occur in normal operation occasionally.

### **Zone 2:**

An atmosphere where a mixture of air and flammable substances in form of gas, vapor or mist is not likely to occur in normal operation but, if it does not occur, will persist for only a short period.

### **Zone 20:**

An atmosphere where a cloud of combustible dust in the air is present frequently, continuously or for long periods.

### **Zone 21:**

An atmosphere where a cloud of combustible dust in the air is likely to occur in normal operation occasionally.

### **Zone 22:**

An atmosphere where a cloud of combustible dust in the air is not likely to occur in normal operation but, if it does occur, will persist for only a short period.

### **Inertization:**

The oxygen from the air becomes eliminated by the addition of inert gas (for example argon, nitrogen, carbon dioxide) so that an explosive atmosphere is avoided.

### **Explosion Atmosphere:**

Alloy of air and flammable gases, smokes, haze or dusts in atmospheric conditions, in which the combustion process passes on the hole unspent alloy after occurred combustion.

### **Explosive Area:**

Area, in which the atmosphere can be potentially explosive because of the local and operating relationship.

### **Normal Operation:**

Situation which takes place if the assets, protection systems and components reach their destined function within the scope of their design parameter.







**SPANNERS**



## Double open end wrench

- DIN 3110 -



article no	size mm	length mm	weight g
0010607S	6 x 7	125	65
0010608S	6 x 8	125	65
0010708S	7 x 8	125	65
0010709S	7 x 9	125	65
0010809S	8 x 9	125	65
0010810S	8 x 10	125	60
0010910S	9 x 10	125	60
0010911S	9 x 11	140	90
0011011S	10 x 11	140	90
0011012S	10 x 12	140	85
0011013S	10 x 13	140	80
0011014S	10 x 14	160	180
0011113S	11 x 13	160	180
0011114S	11 x 14	160	180
0011213S	12 x 13	160	180
0011214S	12 x 14	160	170
0011315S	13 x 15	160	170
0011415S	14 x 15	160	165
0011416S	14 x 16	200	220
0011417S	14 x 17	200	220
0011617S	16 x 17	200	210
0011618S	16 x 18	200	210
0011719S	17 x 19	225	350
0011722S	17 x 22	225	320
0011819S	18 x 19	225	320
0011820S	18 x 20	225	310
0011821S	18 x 21	225	300
0011922S	19 x 22	240	440
0011924S	19 x 24	240	420
0012022S	20 x 22	240	440
0012123S	21 x 23	240	420
0012224S	22 x 24	240	420
0012227S	22 x 27	270	730
0012326S	23 x 26	270	730
0012426S	24 x 26	270	730
0012427S	24 x 27	270	730
0012430S	24 x 30	270	700
0012528S	25 x 28	270	700
0012629S	26 x 29	270	700
0012729S	27 x 29	300	810
0012730S	27 x 30	300	800
0012732S	27 x 32	300	800
0013032S	30 x 32	300	780
0013034S	30 x 34	320	1240
0013036S	30 x 36	320	1220
0013234S	32 x 34	320	1200

article no	size mm	length mm	weight g
0013236S	32 x 36	320	1140
0013436S	34 x 36	320	1100
0013538S	35 x 38	370	1480
0013638S	36 x 38	370	1480
0013641S	36 x 41	370	1450
0014146S	41 x 46	370	1400
0014650S	46 x 50	390	1700
0015055S	50 x 55	440	1700
0015060S	50 x 60	440	1700
0015560S	55 x 60	470	1800
0016065S	60 x 65	470	1800
0016570S	65 x 70	630	3500
0017080S	70 x 80	630	3400
0017580S	75 x 80	630	3300

## Set of double open end wrenches

- DIN 3110 - 12pcs • 6-32 mm



article no	size mm	weight g
0010000S	6 x 7 - 8 x 9 - 10 x 11	4120
	12 x 13 - 14 x 15 - 16 x 17	
	18 x 19 - 20 x 22 - 21 x 23	
	24 x 27 - 25 x 28 - 30 x 32	

## Double open end wrench Inch

- DIN 3110 -



article no	size Inch/"	length mm	weight g
0017140S	7/32 x 1/4	125	65
0017101S	1/4 x 5/16	125	65
0017102S	5/16 x 3/8	125	60
0017103S	3/8 x 7/16	140	90
0017104S	7/16 x 1/2	140	85
0017113S	1/2 x 5/8	160	170
0017105S	1/2 x 9/16	160	170
0017114S	1/2 x 11/16	200	220
0017106S	9/16 x 5/8	200	220
0017115S	9/16 x 3/4	200	220
0017107S	19/32 x 11/16	200	220
0017116S	19/32 x 25/32	200	220
0017108S	5/8 x 11/16	200	200
0017109S	5/8 x 3/4	225	310
0017117S	11/16 x 25/32	225	300
0017118S	11/16 x 7/8	225	300
0017110S	3/4 x 7/8	225	300
0017119S	3/4 x 25/32	225	300
0017120S	3/4 x 13/16	225	310
0017141S	3/4 x 7/8	225	310
0017121S	25/32 x 13/16	225	300
0017122S	25/32 x 7/8	225	300
0017123S	13/16 x 7/8	225	300
0017124S	7/8 x 15/16	225	300
0017125S	7/8 x 31/32	240	400
0017126S	7/8 x 1	240	400
0017127S	7/8 x 1. 1/16	270	720
0017111S	15/16 x 1	270	720
0017128S	15/16 x 1. 1/16	270	720
0017129S	1 x 1. 1/8	270	700
0017130S	1 x 1. 5/16	300	750
0017112S	1. 1/16 x 1. 1/4	300	750
0017131S	1. 1/8 x 1. 5/16	300	750
0017142S	1. 1/16 x 1. 7/16	320	1220
0017132S	1. 1/8 x 1. 1/2	320	1150
0017133S	1. 1/4 x 1. 3/8	320	1150
0017134S	1. 1/4 x 1. 7/16	320	1150
0017135S	1. 5/16 x 1. 1/2	370	1480
0017136S	1. 1/4 x 1. 5/8	370	1400
0017137S	1. 3/8 x 1. 1/2	370	1400
0017138S	1. 7/16 x 1. 5/8	370	1400
0017139S	1. 1/2 x 1. 11/16	370	1400
0017143S	1. 5/8 x 1. 13/16	370	1400
0017144S	1. 5/8 x 1. 3/4	370	1350
0017145S	1. 11/16 x 1. 7/8	370	1350
0017146S	1. 11/16 x 2	390	1700

article no	size Inch/"	length mm	weight g
0017147S	1. 13/16 x 2	390	1700
0017148S	1. 3/4 x 2. 1/16	390	1700
0017149S	2 x 2. 3/16	440	1700
0017150S	2 x 2. 5/16	440	1700
0017151S	2. 3/16 x 2. 3/8	470	1800
0017152S	2. 1/4 x 2. 3/8	470	1800


## Set of double open end wrenches Inch

- DIN 3110 - 8pcs · 1/4-1"




article no	size Inch/"	weight g
0010001S	1/4 x 5/16 - 3/8 x 7/16 7/16 x 1/2 - 1/2 x 9/16 9/16 x 5/8 - 5/8 x 11/16 3/4 x 7/8 - 15/16 x 1	1850

## Double open end wrench small



article no	size mm	length mm	weight g
0017204S	4	70	7
0017201S	4,5	70	7
0017205S	5	78	7
0017202S	5,5	78	10
0017206S	6	78	10
0017207S	7	91	10
0017208S	8	96	15
0017209S	9	103	15
0017210S	10	105	20
0017211S	11	116	20
0017212S	12	116	35
0017213S	13	131	35
0017214S	14	131	35

## Set of double open end wrenches small · 10pcs · 5-13 mm



article no	size mm	weight g
0017200S	5 - 5,5 - 6 - 7 - 8 9 - 10 - 11 - 12 - 13	180

## Flat double open end wrench

- DIN 658 -



article no	size mm	length mm	weight g
0017153S	3 x 3,5	50	4,5
0017154S	4 x 4,5	60	5
0017155S	5 x 5,5	70	6
0017156S	6 x 7	80	7,5
0017157S	8 x 9	90	10
0017158S	10 x 11	100	12

## Flat double open end wrench Inch - DIN 658 -



article no	size Inch/''	length mm	weight g
0017159S	5/32 x 3/16	60	5
0017160S	3/16 x 7/32	70	6
0017161S	1/4 x 9/32	80	7,5
0017162S	1/4 x 5/16	80	7,5
0017163S	5/16 x 11/32	90	10
0017164S	5/16 x 3/8	90	10
0017165S	5/16 x 13/32	100	12
0017166S	3/8 x 7/16	100	12

## Single open end wrench

- DIN 894 -



article no	size mm	length mm	weight g
0020006S	6	90	14
0020007S	7	90	13
0020008S	8	90	12
0020009S	9	90	11
0020010S	10	100	25
0020011S	11	100	22
0020012S	12	140	45
0020013S	13	140	40
0020014S	14	165	80
0020015S	15	145	75
0020016S	16	165	70
0020017S	17	165	70
0020018S	18	165	70
0020019S	19	190	100
0020020S	20	190	95
0020021S	21	205	140
0020022S	22	205	130
0020023S	23	220	170
0020024S	24	220	170
0020025S	25	220	160
0020026S	26	220	160
0020027S	27	220	150
0020028S	28	250	270
0020029S	29	250	260
0020030S	30	250	250
0020032S	32	285	340
0020033S	33	285	340
0020034S	34	285	320
0020035S	35	285	320
0020036S	36	285	300
0020037S	37	285	300
0020038S	38	330	540
0020041S	41	330	520
0020042S	42	330	500
0020046S	46	360	650
0020047S	47	360	630
0020050S	50	440	1100
0020052S	52	440	1100
0020054S	54	440	1050
0020055S	55	440	1050
0020056S	56	440	1000
0020058S	58	480	1475
0020060S	60	480	1475
0020063S	63	520	1700
0020065S	65	520	1700
0020067S	67	520	1700

article no	size mm	length mm	weight g
0020070S	70	540	1900
0020071S	71	540	1900
0020075S	75	540	1800
0020077S	77	540	1800
0020080S	80	630	2900
0020082S	82	630	2800
0020085S	85	680	3400
0020088S	88	680	3300
0020090S	90	680	3200
0020094S	94	830	5000
0020095S	95	830	4800
0020100S	100	800	5900
0020105S	105	850	8900
0020110S	110	900	9000
0020115S	115	950	9300
0020120S	120	990	9600
0020125S	125	1000	8300
0020130S	130	1000	8300
0020135S	135	1000	8300

## Single open end wrench Inch

- DIN 894 -



article no	size Inch/''	length mm	weight g
0021001S	1/4	90	14
0021002S	5/16	90	12
0021003S	11/32	90	11
0021004S	3/8	90	11
0021005S	13/32	100	25
0021006S	7/16	100	22
0021007S	1/2	140	40
0021008S	9/16	165	80
0021009S	19/32	165	75
0021010S	5/8	165	70
0021011S	11/16	165	70
0021012S	3/4	190	100
0021013S	25/32	190	95
0021014S	13/16	205	140
0021015S	7/8	205	130
0021016S	15/16	220	170
0021017S	31/32	220	170
0021018S	1	220	160
0021019S	1. 1/16	220	150
0021020S	1. 1/8	250	270
0021021S	1. 3/16	250	250
0021022S	1. 1/4	285	340
0021023S	1. 5/16	285	340
0021024S	1. 3/8	285	320
0021025S	1. 7/16	285	300
0021026S	1. 1/2	330	540
0021027S	1. 9/16	330	520
0021028S	1. 5/8	330	520
0021029S	1. 11/16	330	500
0021030S	1. 3/4	360	650
0021031S	1. 13/16	360	650
0021032S	1. 7/8	360	630
0021033S	2	440	1100
0021034S	2. 1/16	440	1100
0021035S	2. 1/8	440	1050
0021036S	2. 3/16	440	1050
0021037S	2. 1/4	480	1000
0021038S	2. 5/16	480	1475
0021039S	2. 3/8	480	1475
0021040S	2. 7/16	520	1700
0021041S	2. 1/2	520	1700
0021042S	2. 9/16	520	1700
0021043S	2. 5/8	520	1700
0021044S	2. 3/4	540	1900
0021045S	2. 13/16	540	1900
0021046S	2. 15/16	540	1900

article no	size Inch/''	length mm	weight g
0021047S	3	540	1800
0021048S	3. 1/8	630	2900
0021049S	3. 1/4	630	2800
0021050S	3. 3/8	680	3400
0021051S	3. 1/2	680	3300
0021052S	3. 5/8	680	3200
0021053S	3. 3/4	830	5000
0021054S	3. 7/8	830	4800

## Combination wrench


- DIN 3113 -



article no	size mm	length mm	weight g
0130006S	6	130	50
0130007S	7	130	55
0130008S	8	135	55
0130009S	9	150	95
0130010S	10	150	85
0130011S	11	150	90
0130012S	12	190	170
0130013S	13	190	165
0130014S	14	190	160
0130015S	15	210	230
0130016S	16	210	230
0130017S	17	210	220
0130018S	18	230	330
0130019S	19	230	330
0130020S	20	230	325
0130021S	21	250	360
0130022S	22	250	355
0130023S	23	250	350
0130024S	24	270	500
0130025S	25	270	475
0130026S	26	270	470
0130027S	27	280	665
0130028S	28	280	680
0130029S	29	280	630
0130030S	30	300	730
0130032S	32	300	650
0130034S	34	320	950
0130036S	36	330	930
0130038S	38	400	2150
0130041S	41	410	2000
0130046S	46	410	1900
0130050S	50	540	3400
0130055S	55	520	3500
0130060S	60	515	3300
0130065S	65	500	3200
0130070S	70	510	3800
0130075S	75	680	3900
0130080S	80	680	4000

## Set of combination wrenches

- DIN 3113 -



	description	article no	size mm	weight g
8pcs	8-19 mm	0130002S	8 - 9 - 10 - 11 13 - 14 - 17 - 19	1200
11pcs	8-22 mm	0130003S	8 - 10 - 11 - 12 13 - 14 - 16 - 17 18 - 19 - 22	2200
12pcs	10-32 mm	0130001S	10 - 11 - 12 - 13 14 - 17 - 19 - 22 24 - 27 - 30 - 32	4100
26pcs	6-32 mm	0130000S	6 - 7 - 8 - 9 10 - 11 - 12 - 13 14 - 15 - 16 - 17 18 - 19 - 20 - 21 22 - 23 - 24 - 25 26 - 27 - 28 - 29 30 - 32	8450

## Combination wrench Inch

- DIN 3113 -



article no	size Inch/''	length mm	weight g
0137101S	1/4	135	45
0137102S	5/16	135	45
0137118S	11/32	150	60
0137103S	3/8	150	60
0137104S	7/16	150	60
0137105S	1/2	190	110
0137106S	9/16	190	110
0137107S	19/32	210	200
0137108S	5/8	210	200
0137109S	11/16	230	230
0137110S	3/4	230	230
0137119S	25/32	230	230
0137111S	13/16	250	300
0137112S	7/8	250	300
0137113S	15/16	270	410
0137120S	31/32	270	410
0137114S	1	270	410
0137115S	1. 1/16	280	510
0137116S	1. 1/8	280	510
0137121S	1. 3/16	300	570
0137117S	1. 1/4	300	570
0137122S	1. 5/16	300	570
0137123S	1. 3/8	330	840
0137124S	1. 7/16	330	840
0137125S	1. 1/2	330	840
0137126S	1. 9/16	410	2000
0137127S	1. 5/8	410	2000
0137128S	1. 11/16	410	2000
0137129S	1. 3/4	410	1900
0137130S	1. 13/16	410	1900
0137131S	1. 7/8	435	1600
0137132S	2	435	1600
0137133S	2. 1/16	435	1600
0137134S	2. 1/8	455	2000
0137135S	2. 3/16	455	2000
0137136S	2. 1/4	475	2500

## Set of combination wrenches Inch


- DIN 3113 - 12pcs · 1/4 - 1.1/4''



article no	size Inch/''	weight g
0137100S	1/4 - 5/16 - 3/8 - 7/16	3300
	1/2 - 9/16 - 5/8 - 3/4	
	7/8 - 1 - 1.1/16 - 1.1/4	

Further dimensions on request!

## Combination Wrench extra long



article no	size mm	length mm	weight g
0137140S	10	190	70
0137142S	12	210	70
0137143S	13	225	90
0137147S	17	280	135
0137149S	19	310	200
0137151S	22	350	260
0137153S	24	400	370
0137154S	27	450	500
0137155S	30	480	900
0137156S	32	500	730
0137159S	36	550	1200
0137160S	41	600	2000
0137161S	46	640	2800

## Sets of combination wrenches extra long



description	article no	size mm	weight g
6pcs 10-22 mm	0137162S	10 - 12 - 13 - 17 19 - 22	825
10pcs 10-32 mm	0137164S	10 - 12 - 13 - 17 19 - 22 - 24 - 27 30 - 32	3325

## Combination wrench offset



article no	size mm	length mm	weight g
0137170S	10	148	70
0137172S	12	168	65
0137173S	13	185	80
0137177S	17	232	140
0137179S	19	258	190
0137182S	22	292	300
0137184S	24	318	370
0137187S	27	352	500
0137190S	30	390	645
0137191S	32	412	780

## Sets of combination wrenches offset



description	article no	size mm	weight g
6pcs 10-22 mm	0137206S	10 - 12 - 13 - 17 19 - 22	845
10pcs 10-32 mm	0137208S	10 - 12 - 13 - 17 19 - 22 - 24 - 27 30 - 32	3140

**Further dimensions and combinations on request!**



## Double end box wrench offset - DIN 838 -



article no	size mm	length mm	weight g
0110607S	6 x 7	170	105
0110608S	6 x 8	170	110
0110708S	7 x 8	170	100
0110709S	7 x 9	170	100
0110809S	8 x 9	170	100
0110810S	8 x 10	180	140
0110910S	9 x 10	180	125
0110911S	9 x 11	180	135
0111011S	10 x 11	180	145
0111012S	10 x 12	180	140
0111013S	10 x 13	195	175
0111014S	10 x 14	195	170
0111113S	11 x 13	195	190
0111114S	11 x 14	195	180
0111213S	12 x 13	195	180
0111214S	12 x 14	195	180
0111314S	13 x 14	195	175
0111315S	13 x 15	230	240
0111316S	13 x 16	230	240
0111317S	13 x 17	230	250
0111415S	14 x 15	230	250
0111416S	14 x 16	230	240
0111417S	14 x 17	230	230
0111617S	16 x 17	230	240
0111618S	16 x 18	280	420
0111719S	17 x 19	280	400
0111722S	17 x 22	280	380
0111819S	18 x 19	280	400
0111820S	18 x 20	280	390
0111821S	18 x 21	280	390
0111922S	19 x 22	280	370
0111924S	19 x 24	290	530
0112022S	20 x 22	280	380
0112123S	21 x 23	290	510
0112124S	21 x 24	300	510
0112224S	22 x 24	300	510
0112227S	22 x 27	330	650
0112326S	23 x 26	330	670
0112426S	24 x 26	330	680
0112427S	24 x 27	330	670
0112430S	24 x 30	370	930
0112528S	25 x 28	330	660
0112629S	26 x 29	370	1000
0112729S	27 x 29	370	1000
0112730S	27 x 30	370	900
0112732S	27 x 32	370	900

article no	size mm	length mm	weight g
0113032S	30 x 32	370	860
0113034S	30 x 34	430	850
0113036S	30 x 36	430	1300
0113234S	32 x 34	430	1300
0113236S	32 x 36	430	1300
0113436S	34 x 36	430	1250
0113538S	35 x 38	450	1400
0113638S	36 x 38	450	1450
0113641S	36 x 41	450	1450
0113842S	38 x 42	450	1450
0114146S	41 x 46	460	1800
0114650S	46 x 50	480	2100
0115055S	50 x 55	540	3000
0115060S	50 x 60	540	2800
0115560S	55 x 60	540	2800
0116065S	60 x 65	690	4200
0116570S	65 x 70	690	4200
0117080S	70 x 80	770	6000
0117580S	75 x 80	790	6600
0118590S	85 x 90	800	7000

## Set of double end box wrench offset - DIN 838 - 12pcs • 6-32 mm




article no	size mm	weight g
0110000S	6 x 7 - 8 x 9 - 10 x 11 12 x 13 - 14 x 15 - 16 x 17 18 x 19 - 20 x 22 - 21 x 23 24 x 27 - 25 x 28 - 30 x 32	4500

**Double end box wrench Inch offset - DIN 838 -**



**Set of double end box wrench Inch offset**

- DIN 838 - 8pcs • 1/4-1"



article no	size Inch/''		length mm	weight g
0117101S	1/4	x 5/16	170	110
0117102S	5/16	x 3/8	170	100
0117103S	3/8	x 7/16	180	135
0117104S	7/16	x 1/2	195	190
0117105S	1/2	x 9/16	195	175
0117113S	1/2	x 19/32	230	240
0117106S	9/16	x 5/8	230	250
0117107S	19/32	x 11/16	230	230
0117108S	5/8	x 11/16	230	240
0117109S	5/8	x 3/4	280	400
0117114S	11/16	x 3/4	280	400
0117115S	11/16	x 25/32	280	380
0117116S	3/4	x 25/32	280	360
0117110S	3/4	x 7/8	280	370
0117117S	13/16	x 7/8	280	380
0117118S	25/32	x 13/16	280	350
0117119S	7/8	x 15/16	300	510
0117120S	7/8	x 1	300	500
0117121S	7/8	x 1. 1/16	330	650
0117111S	15/16	x 1	330	670
0117122S	1	x 1. 1/8	330	660
0117123S	1. 1/16	x 1. 1/8	370	1000
0117112S	1. 1/16	x 1. 1/4	370	900
0117124S	1. 1/8	x 1. 5/16	370	880
0117125S	1. 3/16	x 1. 5/16	430	850
0117126S	1. 1/4	x 1. 5/16	430	1200
0117127S	1. 1/4	x 1. 3/8	430	1300
0117128S	1. 1/4	x 1. 7/16	430	1300
0117129S	1. 5/16	x 1. 1/2	430	1200
0117130S	1. 3/8	x 1. 1/2	450	1400
0117131S	1. 7/16	x 1. 5/8	450	1450
0117132S	1. 5/8	x 1. 13/16	460	1800
0117133S	1. 11/16	x 1. 7/8	460	1800
0117134S	1. 13/16	x 2	480	2100
0117135S	1. 3/4	x 2. 1/16	480	2000
0117136S	2	x 2. 3/16	540	3000
0117137S	2	x 2. 3/8	540	2800
0117138S	2. 3/16	x 2. 3/8	540	2800
0117139S	2. 1/4	x 2. 7/16	540	2700

article no	size Inch/''	weight g
0117100S	1/4 x 5/16 - 3/8 x 7/16	2100
	7/16 x 1/2 - 1/2 x 9/16	
	9/16 x 5/8 - 5/8 x 11/16	
	3/4 x 7/8 - 15/16 x 1	

**Further dimensions on request!**

## Double end box wrench straight - DIN 837 -



article no	size mm	length mm	weight g
0120607S	6 x 7	100	12
0120809S	8 x 9	115	16
0120810S	8 x 10	120	20
0120911S	9 x 11	125	22
0121011S	10 x 11	130	24
0121013S	10 x 13	130	24
0121213S	12 x 13	140	40
0121214S	12 x 14	140	45
0121314S	13 x 14	140	45
0121315S	13 x 15	140	45
0121415S	14 x 15	155	48
0121317S	13 x 17	155	50
0121417S	14 x 17	155	50
0121617S	16 x 17	170	70
0121618S	16 x 18	170	65
0121719S	17 x 19	190	80
0121819S	18 x 19	190	80
0121922S	19 x 22	200	120
0121924S	19 x 24	200	120
0122022S	20 x 22	200	120
0122123S	21 x 23	200	120
0122224S	22 x 24	200	120
0122426S	24 x 26	210	135
0122427S	24 x 27	210	130
0122430S	24 x 30	255	185
0122528S	25 x 28	255	200
0122628S	26 x 28	255	190
0122729S	27 x 29	255	185
0122732S	27 x 32	265	228
0123032S	30 x 32	265	228
0123036S	30 x 36	285	284
0123236S	32 x 36	285	284
0123641S	36 x 41	460	330
0124146S	41 x 46	432	810
0124650S	46 x 50	477	1040

## Double end box wrench Inch straight - DIN 837 -



Artikel-Nr	size Inch/''	length mm	weight g
0120001S	1/4 x 5/16	100	12
0120002S	5/16 x 3/8	115	16
0120003S	3/8 x 7/16	125	22
0120004S	7/16 x 9/16	140	45
0120005S	1/2 x 5/8	155	50
0120006S	1/2 x 19/32	140	45
0120007S	9/16 x 11/16	155	50
0120008S	5/8 x 25/32	190	80
0120009S	11/16 x 3/4	190	80
0120010S	3/4 x 7/8	200	120
0120011S	13/16 x 15/16	200	120
0120012S	15/16 x 1. 1/16	210	130
0120013S	1 x 1. 1/8	255	200
0120014S	1. 3/16 x 1. 1/4	265	228

## Single box wrench

12-point - DIN 3111 -



Artikel-Nr	size mm	length mm	weight g
0090014S	14	140	130
0090015S	15	140	130
0090016S	16	155	150
0090017S	17	155	150
0090018S	18	170	250
0090019S	19	170	280
0090020S	20	190	280
0090021S	21	190	300
0090022S	22	190	300
0090023S	23	215	300
0090024S	24	215	400
0090025S	25	230	430
0090026S	26	230	450
0090027S	27	230	500
0090028S	28	265	520
0090029S	29	265	510
0090030S	30	265	500
0090032S	32	265	450
0090033S	33	265	430
0090034S	34	290	670
0090035S	35	290	660
0090036S	36	290	650
0090037S	37	325	900
0090038S	38	325	900
0090041S	41	325	900
0090042S	42	325	900
0090046S	46	365	1100
0090047S	47	365	1100
0090050S	50	400	1400
0090052S	52	430	1800
0090054S	54	430	1700
0090055S	55	445	1650
0090056S	56	465	1800
0090058S	58	465	1800
0090060S	60	465	2000
0090063S	63	500	2300
0090065S	65	500	2100
0090067S	67	500	2000
0090070S	70	550	3000
0090071S	71	550	2800
0090075S	75	620	5000
0090077S	77	620	5000
0090080S	80	620	4500
0090082S	82	620	4300
0090085S	85	650	5000
0090088S	88	650	4800
0090090S	90	650	4200
0090094S	94	700	5200
0090095S	95	700	5200

## Single box wrench Inch

12-point - DIN 3111 -



article no	size Inch/"	length mm	weight g
0090001S	1/2	140	130
0090002S	9/16	140	130
0090003S	19/32	140	130
0090004S	5/8	155	150
0090005S	11/16	155	150
0090006S	3/4	170	280
0090007S	25/32	190	280
0090008S	13/16	190	300
0090009S	7/8	190	300
0090010S	15/16	215	400
0090011S	31/32	215	430
0090012S	1	230	430
0090013S	1. 1/16	230	500
0090096S	1. 1/8	265	520
0090097S	1. 3/16	265	500
0090098S	1. 1/4	265	450
0090099S	1. 5/16	265	430
0090100S	1. 3/8	290	660
0090101S	1. 7/16	325	900
0090102S	1. 1/2	325	900
0090103S	1. 9/16	325	850
0090104S	1. 5/8	325	900
0090105S	1. 11/16	325	850
0090106S	1. 3/4	365	1200
0090107S	1. 13/16	365	1100
0090108S	1. 7/8	365	1100
0090109S	2	400	1400
0090110S	2. 1/16	430	1800
0090111S	2. 1/8	430	1700
0090112S	2. 3/16	445	1650
0090113S	2. 1/4	465	1800
0090114S	2. 5/16	465	1800
0090115S	2. 3/8	465	2000
0090116S	2. 7/16	500	2100
0090117S	2. 1/2	500	2000
0090118S	2. 9/16	500	2100
0090119S	2. 3/4	550	3000
0090120S	2. 15/16	620	5000
0090121S	3	620	5000
0090122S	3. 1/8	620	4500
0090123S	3. 3/8	650	5000
0090124S	3. 1/2	650	4800
0090125S	3. 3/4	700	5200

## Striking open end wrench

- DIN 133 -



article no	size mm	length mm	weight g
0030014S	14	180	350
0030017S	17	125	120
0030019S	19	120	125
0030022S	22	135	150
0030024S	24	150	200
0030027S	27	180	380
0030028S	28	180	370
0030029S	29	190	360
0030030S	30	190	350
0030032S	32	210	680
0030033S	33	210	670
0030034S	34	210	660
0030035S	35	210	650
0030036S	36	210	640
0030038S	38	210	630
0030041S	41	220	790
0030042S	42	220	750
0030046S	46	250	1150
0030047S	47	255	1200
0030050S	50	275	1350
0030052S	52	275	1500
0030054S	54	300	1900
0030055S	55	290	1600
0030056S	56	290	1550
0030058S	58	290	1500
0030060S	60	320	2600
0030063S	63	330	3000
0030065S	65	330	3000
0030067S	67	380	4200
0030070S	70	380	3800
0030071S	71	380	3700
0030075S	75	380	3600
0030077S	77	380	5000
0030080S	80	370	4800
0030082S	82	370	4700
0030085S	85	370	4500
0030088S	88	430	7200
0030090S	90	430	7000
0030094S	94	430	6900
0030095S	95	430	6800
0030100S	100	470	9500
0030105S	105	470	9300
0030110S	110	510	14100
0030115S	115	510	13300
0030120S	120	545	16400
0030125S	125	545	15500

article no	size mm	length mm	weight g
0030130S	130	575	19800
0030135S	135	575	19200
0030140S	140	575	19000
0030145S	145	640	27000
0030150S	150	640	26800
0030155S	155	640	26500
0030160S	160	640	26300
0030165S	165	715	39500
0030170S	170	715	38500
0030175S	175	715	37000
0030180S	180	715	36000
0030185S	185	715	35800
0030190S	190	715	38500
0030195S	195	715	38500
0030200S	200	715	38000
0030205S	205	715	37500
0030210S	210	715	37000
0030220S	220	715	36500
0030230S	230	715	36500

## Striking open end wrench Inch - DIN 133 -



article no	size Inch/"	length mm	weight g
0030001S	1	150	200
0030002S	1. 1/16	180	380
0030003S	1. 1/8	180	370
0030004S	1. 3/16	190	350
0030005S	1. 1/4	210	680
0030006S	1. 5/16	210	670
0030007S	1. 3/8	210	650
0030008S	1. 7/16	210	640
0030009S	1. 1/2	210	630
0030252S	1. 9/16	220	750
0030010S	1. 5/8	220	790
0030011S	1. 11/16	220	750
0030012S	1. 3/4	250	1100
0030013S	1. 13/16	250	1150
0030231S	1. 7/8	255	1200
0030232S	2	275	1350
0030233S	2. 1/16	275	1500
0030234S	2. 1/8	300	1900
0030235S	2. 3/16	290	1600
0030236S	2. 1/4	290	1500
0030237S	2. 5/16	290	1500
0030253S	2. 3/8	320	2600
0030238S	2. 7/16	330	3000
0030254S	2. 1/2	330	3000
0030239S	2. 9/16	330	3000
0030240S	2. 5/8	380	4200
0030241S	2. 3/4	380	3800
0030255S	2. 13/16	380	3700
0030256S	2. 15/16	380	3500
0030242S	3	380	4000
0030243S	3. 1/8	370	4800
0030244S	3. 1/4	370	4700
0030245S	3. 3/8	370	4500
0030246S	3. 1/2	430	7200
0030247S	3. 5/8	430	7000
0030248S	3. 3/4	430	6800
0030257S	3. 7/8	430	6600
0030249S	4	470	9500
0030250S	4. 1/8	470	9500
0030251S	4. 1/2	510	13300

## Striking box wrench 12-point - DIN 7444 -



article no	size mm	length mm	weight g
0100017S	17	150	400
0100019S	19	150	400
0100022S	22	150	350
0100024S	24	150	350
0100027S	27	190	600
0100028S	28	190	580
0100029S	29	190	560
0100030S	30	190	550
0100032S	32	190	580
0100033S	33	190	570
0100034S	34	210	680
0100035S	35	210	700
0100036S	36	210	690
0100037S	37	210	680
0100038S	38	230	1100
0100041S	41	230	1000
0100042S	42	230	1000
0100046S	46	240	1250
0100047S	47	240	1270
0100050S	50	255	1400
0100052S	52	255	1400
0100054S	54	255	1350
0100055S	55	255	1340
0100056S	56	255	1330
0100057S	57	255	1300
0100058S	58	280	2500
0100060S	60	280	2400
0100063S	63	295	2900
0100065S	65	295	2800
0100067S	67	295	2700
0100070S	70	320	3400
0100071S	71	320	3300
0100075S	75	320	3200
0100076S	76	320	3100
0100077S	77	320	3000
0100080S	80	355	3600
0100082S	82	355	3500
0100085S	85	365	5000
0100088S	88	360	4800
0100090S	90	360	4600
0100094S	94	360	4500
0100095S	95	360	4400
0100100S	100	360	4200
0100105S	105	360	3900
0100110S	110	450	8600
0100115S	115	450	8100

article no	size mm	length mm	weight g
0100120S	120	480	9700
0100125S	125	480	9500
0100128S	128	520	13200
0100130S	130	520	13200
0100135S	135	520	12900
0100140S	140	520	12900
0100145S	145	580	19000
0100150S	150	580	18000
0100155S	155	580	17200
0100160S	160	580	19000
0100165S	165	650	28000
0100170S	170	650	27700
0100175S	175	650	27000
0100180S	180	650	26000
0100185S	185	700	32700
0100190S	190	700	32200
0100195S	195	700	31800
0100200S	200	700	31000

**Striking box wrench Inch**  
12-point - DIN 7444 -



**Striking box wrench**  
offset • 12-point



article no	size Inch/''	length mm	weight g
0100201S	11/16	150	400
0100202S	3/4	150	400
0100203S	25/32	150	390
0100204S	13/16	150	380
0100205S	7/8	150	350
0100206S	15/16	150	350
0100207S	1	150	340
0100208S	1. 1/16	190	700
0100209S	1. 1/8	190	580
0100210S	1. 1/4	190	580
0100211S	1. 3/16	190	550
0100006S	1. 5/16	190	570
0100212S	1. 3/8	210	700
0100008S	1. 7/16	210	690
0100009S	1. 1/2	230	1100
0100010S	1. 9/16	230	1000
0100213S	1. 5/8	230	1000
0100214S	1. 11/16	230	1000
0100013S	1. 3/4	240	1200
0100215S	1. 13/16	240	1250
0100216S	1. 7/8	240	1270
0100217S	2	255	1400
0100233S	2. 1/16	255	1400
0100218S	2. 1/8	255	1350
0100219S	2. 3/16	255	1340
0100220S	2. 1/4	255	1300
0100234S	2. 5/16	280	2500
0100221S	2. 3/8	280	2400
0100235S	2. 7/16	295	2700
0100236S	2. 1/2	295	2900
0100222S	2. 9/16	295	2800
0100223S	2. 5/8	295	2700
0100224S	2. 3/4	320	3200
0100237S	2. 13/16	320	3300
0100225S	2. 7/8	320	3300
0100226S	2. 15/16	320	3200
0100227S	3	320	3100
0100230S	3. 1/8	355	3600
0100238S	3. 1/4	355	3500
0100239S	3. 3/8	365	5000
0100240S	3. 1/2	360	4800
0100241S	3. 5/8	360	4500
0100231S	3. 3/4	360	4500
0100232S	3. 7/8	360	4300
0100242S	4	360	4200
0100243S	4. 1/8	360	3900
0100244S	4. 1/2	450	8100

article no	size mm	length mm	weight g
0100250S	27	245	1100
0100251S	30	270	1500
0100252S	32	270	1500
0100253S	36	280	1600
0100254S	41	310	2100
0100255S	46	320	2500
0100256S	50	320	2500
0100257S	55	320	2600
0100258S	60	355	3200
0100259S	65	380	3800
0100260S	70	400	4600
0100261S	75	420	5700
0100262S	80	440	6600
0100263S	85	440	7000
0100264S	90	440	9300
0100265S	95	440	10000
0100266S	100	440	11700
0100267S	110	440	13400
0100268S	115	440	14500

**Further dimensions on request!**



## Long handle open end wrench

90° 45° 15°



\*please add your desired position of the jaw  
(e.g. 0310022S-45 for 22 mm and 45°)

article no + degrees	size mm	length mm	weight g
0310022S-*	22	320	450
0310023S-*	23	320	450
0310024S-*	24	350	600
0310025S-*	25	350	600
0310026S-*	26	380	850
0310027S-*	27	380	850
0310028S-*	28	420	1000
0310029S-*	29	420	1000
0310030S-*	30	450	1000
0310032S-*	32	450	1000
0310033S-*	33	450	1000
0310034S-*	34	450	1000
0310035S-*	35	500	1400
0310036S-*	36	500	1400
0310037S-*	37	500	1400
0310038S-*	38	500	1400
0310041S-*	41	550	1800
0310042S-*	42	550	1800
0310046S-*	46	600	2500
0310047S-*	47	600	2500
0310050S-*	50	660	3200
0310052S-*	52	660	3200
0310054S-*	54	660	4400
0310055S-*	55	730	4400
0310056S-*	56	730	4400
0310058S-*	58	800	5600
0310060S-*	60	800	5600

## Long handle open end wrench Inch

90° 45° 15°



\*please add your desired position of the jaw  
(e.g. 0310005S-45 for 1" and 45°)

article no + degrees	size Inch/''	length mm	weight g
0310001S-*	13/16	320	450
0310002S-*	7/8	320	450
0310003S-*	15/16	350	600
0310004S-*	31/32	350	600
0310005S-*	1	350	600
0310006S-*	1. 1/16	380	850
0310007S-*	1. 1/8	420	1000
0310008S-*	1. 3/16	450	1000
0310009S-*	1. 1/4	450	1000
0310010S-*	1. 5/16	450	1000
0310011S-*	1. 3/8	500	1400
0310012S-*	1. 7/16	500	1400
0310013S-*	1. 1/2	500	1400
0310014S-*	1. 9/16	550	1800
0310015S-*	1. 5/8	550	1800
0310016S-*	1. 11/16	550	1800
0310017S-*	1. 3/4	600	2500
0310018S-*	1. 13/16	600	2500
0310019S-*	1. 7/8	600	2500
0310020S-*	2	660	3200
0310021S-*	2. 1/16	660	3200
0310061S-*	2. 1/8	660	4400
0310062S-*	2. 3/16	730	4400
0310063S-*	2. 1/4	800	4400
0310064S-*	2. 5/16	800	5600
0310065S-*	2. 3/8	800	5600

## Box wrench for extension



article no	size mm	length mm	weight g
0270025S	22	260	960
0270024S	24	260	1000
0270027S	27	260	960
0270030S	30	260	950
0270032S	32	260	940
0270033S	33	260	920
0270034S	34	260	910
0270035S	35	260	910
0270036S	36	260	910
0270037S	37	270	1200
0270038S	38	270	1900
0270041S	41	270	1100
0270042S	42	270	1100
0270046S	46	300	1500
0270047S	47	300	1500
0270050S	50	300	1700
0270052S	52	350	2600
0270054S	54	350	2500
0270055S	55	300	1900
0270056S	56	350	2600
0270058S	58	350	2500
0270060S	60	370	2500
0270063S	63	370	2500
0270065S	65	400	3200
0270067S	67	400	3100
0270070S	70	400	3000
0270071S	71	400	2800
0270075S	75	400	2700
0270077S	77	400	2600
0270080S	80	410	5000
0270082S	82	410	5000
0270085S	85	410	5100
0270090S	90	410	5010
0270095S	95	410	4790
0270100S	100	412	4545

## Box wrench for extension Inch



article no	size Inch/''	length mm	weight g
0270001S	1. 3/16	260	950
0270002S	1. 1/4	260	940
0270003S	1. 5/16	260	920
0270004S	1. 3/8	260	910
0270005S	1. 7/16	260	910
0270006S	1. 1/2	270	1900
0270007S	1. 9/16	270	1200
0270008S	1. 5/8	270	1100
0270009S	1. 11/16	270	1100
0270010S	1. 3/4	270	1000
0270011S	1. 13/16	300	1500
0270012S	1. 7/8	300	1500
0270013S	2	300	1700
0270014S	2. 1/16	350	2600
0270015S	2. 1/8	350	2400
0270016S	2. 3/16	300	1900
0270017S	2. 1/4	350	2500
0270018S	2. 5/16	350	2500
0270019S	2. 3/8	370	2500
0270020S	2. 7/16	370	2500
0270021S	2. 1/2	370	2500
0270022S	2. 9/16	400	3200
0270023S	2. 5/8	400	3100
0270104S	2. 3/4	400	3000
0270105S	2. 13/16	400	2800
0270106S	2. 15/16	400	2700
0270107S	3	400	2500
0270108S	3. 1/8	410	4900
0270109S	3. 1/4	410	5000
0270110S	3. 3/8	410	5100

## Set of box wrenches for extension

3 extensions, 15 wrenches




article no	size mm	weight g
0270111S	24 - 27 - 30 - 32 - 36	40200
	41 - 46 - 50 - 55 - 60	
	65 - 70 - 75 - 80 - 85	
Extensions		
22-42 / 46-58 / 60-100		

## Extension for box wrenches




article no	size mm/Inch/''	Ø x length mm	weight g
0271001S	22-42	22 x 600	1100
	1.3 <sup>3</sup> / <sub>16</sub>		
0271002S	46-58	25 x 750	2800
	1.1 <sup>11</sup> / <sub>16</sub>		
0271003S	60-100	30 x 850	3800
	2.5 <sup>5</sup> / <sub>16</sub>		

## Construction wrench with pin



## Construction wrench Inch with pin



article no	size mm	length mm	weight g
0137300S	17	320	270
0137301S	18	320	270
0137302S	19	350	465
0137303S	20	350	465
0137304S	21	350	465
0137305S	22	350	465
0137306S	23	370	650
0137307S	24	370	650
0137308S	25	370	650
0137309S	26	370	650
0137310S	27	370	650
0137311S	28	400	950
0137312S	29	400	950
0137313S	30	400	950
0137314S	32	400	950
0137315S	33	400	950
0137316S	34	400	950
0137317S	35	430	1400
0137318S	36	430	1400
0137319S	37	430	1400
0137320S	38	430	1400
0137321S	41	470	1900
0137322S	42	470	1900
0137323S	46	500	2700
0137324S	47	500	2700
0137325S	50	530	3550

article no	size Inch/''	length mm	weight g
0137326S	11/16	320	270
0137327S	3/4	350	270
0137328S	25/32	350	465
0137329S	13/16	350	465
0137330S	7/8	350	465
0137331S	15/16	370	465
0137332S	31/32	370	650
0137333S	1	370	650
0137334S	1. 1/16	370	650
0137335S	1. 1/8	400	650
0137336S	1. 3/16	400	650
0137337S	1. 1/4	400	950
0137338S	1. 5/16	400	950
0137339S	1. 3/8	430	950
0137340S	1. 7/16	430	1400
0137341S	1. 1/2	430	1400
0137342S	1. 9/16	470	1400
0137343S	1. 5/8	470	1900
0137344S	1. 11/16	470	1900
0137345S	1. 3/4	500	1900
0137346S	1. 13/16	500	2700
0137347S	1. 7/8	500	2700
0137348S	2	530	3550

## Construction wrench with pin offset



article no	size mm	length mm	weight g
0137349S	17	320	295
0137350S	18	320	295
0137351S	19	350	510
0137352S	20	350	510
0137353S	21	350	510
0137354S	22	350	510
0137355S	23	370	715
0137356S	24	370	715
0137357S	25	370	715
0137358S	26	370	715
0137359S	27	370	715
0137360S	28	400	1145
0137361S	29	400	1145
0137362S	30	400	1145
0137363S	32	400	1145
0137364S	33	400	1145
0137365S	34	400	1145
0137366S	35	430	1540
0137367S	36	430	1540
0137368S	37	430	1540
0137369S	38	430	1540
0137370S	41	470	2090
0137371S	42	470	2090
0137372S	46	500	2970
0137373S	47	500	2970
0137374S	50	530	3900

## Construction wrench Inch with pin offset




article no	size Inch/"	length mm	weight g
0137375S	11/16	290	295
0137376S	7/8	355	510
0137377S	15/16	355	510
0137378S	1. 1/16	380	715
0137379S	1. 3/16	410	715
0137380S	1. 1/4	380	1145
0137381S	1. 7/16	460	1540
0137382S	1. 1/2	460	1145
0137383S	1. 5/8	510	2090
0137384S	1. 13/16	550	2970
0137385S	2	550	3900

### Construction box wrench with pin offset




article no	size mm	length mm	weight g
0137500S	17	320	295
0137501S	18	320	295
0137502S	19	350	510
0137503S	20	350	510
0137504S	21	350	510
0137505S	22	350	510
0137506S	23	370	715
0137507S	24	370	715
0137508S	25	370	715
0137509S	26	370	715
0137510S	27	370	715
0137511S	28	400	1145
0137512S	29	400	1145
0137513S	30	400	1145
0137514S	32	400	1145
0137515S	33	400	1145
0137516S	34	400	1145
0137517S	35	430	1540
0137518S	36	430	1540
0137519S	37	430	1540
0137520S	38	430	1540
0137521S	41	470	2090
0137522S	42	470	2090
0137523S	46	500	2970
0137524S	47	500	2970
0137525S	50	530	3900

### Construction box wrench Inch with pin offset



article no	size Inch/''	length mm	weight g
0137526S	11/16	290	295
0137527S	7/8	355	510
0137528S	15/16	355	510
0137529S	1. 1/16	380	715
0137530S	1. 3/16	410	715
0137531S	1. 1/4	380	1145
0137532S	1. 7/16	460	1540
0137533S	1. 1/2	460	1145
0137534S	1. 5/8	510	2090
0137535S	1. 13/16	550	2970
0137536S	2	550	3900






## SPECIAL WRENCHES



## Hose coupling wrench

A-B-C - DIN 14822 -



article no	Ø mm	length mm	weight g
7030455S	14	440	800

## Adjustable hook wrench



article no	Ø mm	length mm	weight g
0913275S	32 - 75	205	230
0915012S	50 - 120	285	450
0911117S	115 - 170	310	500

## Hose coupling wrench

B-C



article no	Ø mm	length mm	weight g
7030285S	12	280	450

## Hook wrench

- DIN 1810 -



article no	Ø mm	length mm	weight g
0901214S	12 - 14	110	30
0901620S	16 - 20	110	30
0902528S	25 - 28	135	50
0903032S	30 - 32	135	50
0903436S	34 - 36	170	100
0904042S	40 - 42	170	100
0904550S	45 - 50	205	190
0905255S	52 - 55	205	190
0905862S	58 - 62	240	215
0906875S	68 - 75	240	200
0908090S	80 - 90	280	410
0909510S	95 - 100	280	410
0909700S	110 - 115	335	730
0909800S	120 - 130	335	730
0909900S	135 - 145	390	1150
0909990S	155 - 165	390	1150
0909991S	180 - 195	465	1410
0909992S	205 - 220	465	1385

## Valve Wheel Hook



article no	size mm	length mm	weight g
7000500S	30 - 40	500	720

## Valve wheel wrench

- DIN 87311 -



article no	Ø mm	length mm	weight g
7013660S	36 x 60	370	650
7014880S	48 x 80	430	1300
7014810S	62 x 102	550	2600

## Valve Wheel Hook



article no	Ø x distance mm	length mm	weight g
7021330S	13 x 30	300	350
7021335S	13 x 35	350	600
7021640S	16 x 40	400	680
7021645S	16 x 45	450	1100
7021950S	19 x 50	500	1200
7022260S	22 x 60	600	2000
7022570S	25 x 70	700	3000
7022880S	28 x 80	800	5300

## B-valve wheel wrench



article no	Ø mm	length mm	weight g
9991010S	36 x 60	330	600
9991011S	48 x 80	470	1400
9991012S	62 x 102	600	2600

## Face spanner



article no	pin distance	pin Ø	length mm	weight g
9991024S	35	5 m	180	150

## Wrench for valve of tanktruck



article no	pin mm	outer dimension	cut-out	handle	weight g
Typ A 9991007S	20	160 x 90	64 x 32	500	1800
Typ B 9991008S	20	150 x 90	64 x 32	500	1600
Typ C 9991009S	20	190 x 90	95 x 47,5	500	2500

## Square point socket L-type



article no	size mm	length mm	weight g
0341110S	8	150	90
0341111S	9	160	100
0341112S	10	175	120
0341113S	12	215	220
0341114S	13	230	280
0341115S	14	240	280
0341116S	17	280	330

## Triangle socket 1/2"



article no	size	length mm	weight g
0359502S	M 6	40	70
0359503S	M 8	40	75
0359504S	M10	40	80
0359505S	M12	40	90
0359506S	M16	50	150
0359507S	M20	50	215
0359508S	M24	60	435

## Triangle tube socket

- DIN 22417 -



article no	size mm	length mm	weight g
0300004S	M 4	95	80
0300005S	M 5	110	100
0300006S	M 6	115	170
0300008S	M 8	125	280
0300010S	M10	140	390
0300012S	M12	160	700
0300016S	M16	180	980
0300020S	M20	200	2100
0300024S	M24	220	3100

### Bung wrench universal



article no	length mm	weight g
01503805	380	1250

### Special bung wrench



article no	length mm	weight g
01503825	400	1700

### Bung wrench



article no	length mm	weight g
01503815	300	600

### Manhole-hook



article no	length mm	weight g
72400035	500	770

### Manhole-hook strong pattern



article no	length mm	weight g
72400025	700	1200

## Socket wrench 6-point



article no	size mm	length mm	weight g
0251055S	8	190	110
0251056S	9	200	135
0251057S	10	215	160
0251058S	11	230	210
0251059S	12	250	260
0251060S	13	265	350
0251061S	14	265	350
0251062S	15	280	400
0251063S	16	280	400
0251064S	17	300	450
0251065S	18	300	450
0251066S	19	325	650
0251067S	20	325	650
0251068S	21	350	830
0251069S	22	350	830
0251070S	23	380	1140
0251071S	24	380	1140
0251072S	25	415	1450
0251073S	26	415	1450
0251074S	27	415	1450
0251075S	28	450	1800
0251076S	29	450	1800
0251077S	30	450	1800
0251078S	32	485	2450
0251079S	33	485	2450
0251080S	34	485	2450
0251081S	35	530	3300
0251082S	36	530	3300
0251083S	37	530	3300
0251084S	38	530	3300
0251085S	41	580	4000
0251086S	42	580	4000
0251087S	46	635	4800
0251088S	47	635	4800
0251089S	50	320	4900
0251090S	52	320	4900
0251091S	54	340	6500
0251092S	55	340	6500
0251093S	56	340	6500
0251094S	58	360	8300
0251095S	60	360	8300
0251096S	63	360	8300
0251097S	65	380	10500
0251098S	67	380	10500
0251099S	70	380	10500
0251100S	71	380	10500


article no	size mm	length mm	weight g
0251101S	75	400	14300
0251102S	77	400	14300
0251103S	80	400	14300
0251104S	82	400	14300
0251105S	85	425	19200
0251106S	88	425	19200
0251107S	90	425	19200
0251108S	94	455	26000
0251109S	95	455	26000
0251110S	100	455	26000

## Bar for socket wrench 6-point



article no	Ø mm	up to SW mm	length mm	weight g
0251111S	6	10	150	40
0251112S	8	12	190	75
0251113S	10	16	190	90
0251114S	10	22	250	185
0251115S	12	27	315	310
0251116S	16	34	400	600
0251117S	16	38	500	920
0251118S	20	47	630	1600
0251119S	24	63	800	3100
0251120S	24	63	1000	3850
0251121S	30	82	1250	7500
0251122S	36	100	1600	15000

## Socket wrench L-type 6-point



article no	size mm	length mm	weight g
0340008S	8	175	100
0340009S	9	185	120
0340010S	10	195	140
0340011S	11	205	180
0340012S	12	220	220
0340013S	13	240	280
0340014S	14	240	280
0340015S	15	250	300
0340016S	16	250	300
0340017S	17	270	320
0340018S	18	270	320
0340019S	19	290	530
0340020S	20	290	530
0340021S	21	310	680
0340022S	22	310	680
0340023S	23	335	830
0340024S	24	335	830
0340025S	25	365	1000
0340026S	26	365	1000
0340027S	27	365	1000
0340028S	28	395	1300
0340029S	29	395	1300
0340030S	30	395	1300
0340032S	32	425	1700
0340033S	33	425	1700
0340034S	34	425	1700
0340035S	35	465	2800
0340036S	36	465	2800
0340037S	37	465	2800
0340038S	38	465	2800
0340041S	41	510	3600
0340042S	42	510	3600
0340046S	46	555	4000
0340047S	47	555	4000
0340050S	50	605	4800
0340052S	52	605	4800
0340054S	54	660	6400
0340055S	55	660	6400
0340056S	56	660	6400
0340058S	58	730	8200
0340060S	60	730	8200
0340063S	63	730	8200
0340065S	65	800	10400
0340067S	67	800	10400
0340070S	70	800	10400
0340071S	71	800	10400
0340075S	75	880	14100
0340077S	77	880	14100
0340080S	80	880	14100
0340082S	82	880	14100

## Socket wrench 6-point Double ended



article no	size mm	length mm	weight g
0340083S	7 x 8	95	50
0340084S	9 x 10	105	70
0340085S	10 x 11	120	85
0340086S	12 x 14	135	160
0340087S	14 x 17	150	205
0340088S	17 x 19	160	280
0340089S	19 x 22	170	335
0340090S	20 x 22	170	355
0340091S	24 x 26	180	480
0340092S	24 x 27	190	530
0340093S	27 x 32	200	870
0340094S	30 x 32	210	890
0340095S	30 x 36	220	1080
0340096S	36 x 41	230	1700


## Bar for double ended socket wrench 6-point



article no	Ø mm	up to SW mm	length mm	weight g
0340097S	5	7 x 8	110	15
0340098S	6	10 x 11	150	40
0340099S	10	14 x 17	220	120
0340100S	12	20 x 22	300	300
0340101S	15	24 x 27	390	480
0340102S	16	36 x 41	500	750

**Further dimensions on request!**

## Socket wrench 6-point with t-handle



article no	size mm	length mm	weight g
0340108S	8	196	140
0340109S	9	209	165
0340110S	10	223	190
0340111S	11	240	260
0340112S	12	256	310
0340113S	13	275	410
0340114S	14	275	410
0340115S	15	292	455
0340116S	16	292	455
0340117S	17	314	555
0340118S	18	314	555
0340119S	19	339	785
0340120S	20	339	785
0340121S	21	376	1050
0340122S	22	376	1050
0340123S	23	393	1240
0340124S	24	393	1240
0340125S	25	431	1700
0340126S	26	431	1700
0340127S	27	431	1700
0340128S	28	464	2100
0340129S	29	464	2100
0340130S	30	464	2100
0340132S	32	506	2750
0340133S	33	506	2750
0340134S	34	506	2750
0340135S	35	550	4000
0340136S	36	550	4000
0340137S	37	550	4000
0340138S	38	550	4000
0340141S	41	600	5400
0340142S	42	600	5400
0340146S	46	655	6000
0340147S	47	655	6000
0340150S	50	345	6300
0340152S	52	345	6300
0340154S	54	365	8000
0340155S	55	365	8000
0340156S	56	365	8000
0340158S	58	390	10500
0340160S	60	390	10500
0340163S	63	390	10500
0340165S	65	410	14000
0340167S	67	410	14000
0340170S	70	410	14000

article no	size mm	length mm	weight g
0340171S	71	410	14000
0340175S	75	430	19000
0340177S	77	430	19000
0340180S	80	430	19000
0340182S	82	430	19000

### Pin wrench 6-point



article no	size mm	length mm	weight g
0341035C	3,5	175	55
0341040C	4	180	55
0341045C	4,5	180	60
0341050C	5	185	60
0341055C	5,5	190	65
0341060C	6	190	65
0341065C	6,5	190	80
0341070C	7	200	80
0341075C	7,5	200	100
0341080C	8	210	100
0341090C	9	210	115
0341010C	10	220	115
0341011C	11	220	130
0341012C	12	230	170
0341013C	13	230	210
0341014C	14	240	210
0341015S	15	240	235
0341016S	16	250	235
0341017S	17	250	240

### Pin wrench 6-point Inch



article no	size Inch/''	length mm	weight g
0341091C	1/8	175	55
0341092C	5/32	180	55
0341093C	3/16	185	60
0341094C	7/32	190	65
0341095C	1/4	190	80
0341096C	5/16	210	100
0341097C	3/8	220	115
0341098C	7/16	230	170
0341099C	1/2	230	210
0341100S	9/16	240	235
0341101S	5/8	250	235
0341102S	11/16	250	240

### Claw spanner without bar



article no	size mm	length mm	weight g
0137600S	13	160	100
0137601S	14	160	100
0137602S	15	200	170
0137603S	16	200	170
0137604S	17	200	190
0137605S	18	200	220
0137606S	19	200	250
0137607S	20	200	260
0137608S	21	200	300
0137609S	22	200	350
0137610S	23	250	400
0137611S	24	250	400
0137612S	25	250	450
0137613S	26	250	450
0137614S	27	250	500
0137615S	28	250	550
0137616S	29	250	600
0137617S	30	250	650
0137618S	32	250	700
0137619S	36	315	1150
0137620S	41	315	1230
0137621S	46	315	1500
0137622S	50	315	1600

### Bar for claw spanner



article no	size mm	length mm	weight g
0137623S	8 x 160	13 - 15	70
0137624S	10 x 200	16 - 18	130
0137625S	12 x 200	19 - 22	220
0137626S	14 x 250	23 - 27	400
0137627S	16 x 250	28 - 32	600
0137628S	18 x 315	36 - 41	1000
0137629S	20 x 315	46 - 50	1600



## Crow foot spanner 1/2"



article no	size mm	weight g
0137630S	13	50
0137631S	14	50
0137632S	15	80
0137633S	16	80
0137634S	17	80
0137635S	18	110
0137636S	19	120
0137637S	20	130
0137638S	21	150
0137639S	22	170
0137640S	23	200
0137641S	24	200
0137642S	25	220
0137643S	26	220
0137644S	27	250
0137645S	28	270
0137646S	29	300
0137647S	30	320
0137648S	32	350
0137649S	36	570
0137650S	41	620
0137651S	46	750
0137652S	50	800

## Special extension for crowfoot spanner 1/2"



article no	length mm	weight g
0137653S	150	200
0137654S	250	400

**Further dimensions on request!**

## Ratchet wrench 6-point



article no	size mm	length mm	weight g
0137400S	17	230	620
0137401S	19	240	650
0137402S	21	250	830
0137403S	22	260	830
0137404S	24	270	1020
0137405S	26	280	1050
0137406S	27	285	1100
0137407S	30	300	1320
0137408S	32	315	1425
0137409S	35	325	1630
0137410S	36	330	1670
0137411S	41	330	1950

## Ratchet wrench 12-point



article no	size mm	length mm	weight g
0137416C	9	150	125
0137402C	11	150	125
0137405C	13	155	160
0137409C	14	155	160
0137400C	17	200	260
0137401C	19	200	260
0137403C	22	220	340
0137404C	24	220	340
0137406C	27	245	560
0137407C	30	280	840
0137408C	32	280	840
0137410C	36	290	1180
0137411C	41	295	1230
0137412C	46	360	2060
0137413C	50	360	2230
0137414C	55	440	2900
0137415C	60	440	2900



## SOCKET SETS & ACCESSOIRES

## Socket 6-point



article no	drive Inch/''	size mm	length mm	weight g
0350414C	1/4	4	25	13
0354514C	1/4	4,5	25	14
0350514C	1/4	5	25	14
0355514C	1/4	5,5	25	14
0350614C	1/4	6	25	12
0350714C	1/4	7	25	14
0350814C	1/4	8	25	17
0350914C	1/4	9	25	19
0351014C	1/4	10	25	20
0351114C	1/4	11	25	24
0351214C	1/4	12	27	29
0351314C	1/4	13	27	28
0351414C	1/4	14	27	30

## Ratchet



article no	drive Inch/''	length mm	weight g
0360014C	1/4	150	165

## Ratchet with square coupler



article no	drive Inch/''	length mm	weight g
0360141C	1/4	150	320

## Extension bar



article no	drive Inch/''	length mm	weight g
0421430C	1/4	55	20
0421410C	1/4	100	60
0421420C	1/4	200	100

## Hinged handle



article no	drive Inch/''	length mm	weight g
0410014C	1/4	165	160
0410015C	1/4	215	350

## T-handle



article no	drive Inch/''	length mm	weight g
0400014C	1/4	200	160

## Square point handle



article no	drive Inch/''	length mm	weight g
0400015C	1/4	140	65

## Universal joint



article no	drive Inch/''	length mm	weight g
0400018C	1/4	55	55


## Convert coupler

1/4 → 1/2''



article no	drive Inch/''	length mm	weight g
0400016C	1/4	30	40

## Coupler



article no	drive Inch/''	length mm	weight g
0400017C	1/4	25	8

## Socket set

1/4'' · 16pcs



article no	content	dimension	weight g
0430001C	1 plastic case 1 ratchet 1 extension bar each 1 pc. Socket	240 x 180 x 60 mm 1/4'' 100 mm 1/4'' 4 - 4,5 - 5 - 5,5 6 - 7 - 8 - 9 - 10 11 - 12 - 13 - 14 mm	875

**Other combinations on request!**

1/4''

## Socket 6-point



## Socket 6-point Inch



1/2"

article no	drive Inch/''	size mm	length mm	weight g
0350612S	1/2	6	40	50
0350712S	1/2	7	40	55
0350812S	1/2	8	40	50
0350912S	1/2	9	40	50
0351012S	1/2	10	40	50
0351112S	1/2	11	40	50
0351212S	1/2	12	40	50
0351312S	1/2	13	40	50
0351412S	1/2	14	40	55
0351512S	1/2	15	40	55
0351612S	1/2	16	40	60
0351712S	1/2	17	40	65
0351812S	1/2	18	40	75
0351912S	1/2	19	40	85
0352012S	1/2	20	40	95
0352112S	1/2	21	40	100
0352212S	1/2	22	40	110
0352312S	1/2	23	40	120
0352412S	1/2	24	40	125
0352512S	1/2	25	40	130
0352612S	1/2	26	40	145
0352712S	1/2	27	40	150
0352812S	1/2	28	40	175
0352912S	1/2	29	40	185
0353012S	1/2	30	40	195
0353212S	1/2	32	42	240
0353412S	1/2	34	50	300
0353612S	1/2	36	50	380
0354112S	1/2	41	50	450

article no	drive Inch/''	size Inch/''	length mm	weight g
0350100S	1/2	1/4	40	50
0350101S	1/2	5/16	40	50
0350102S	1/2	11/32	40	50
0350103S	1/2	3/8	40	50
0350104S	1/2	13/32	40	50
0350105S	1/2	7/16	40	50
0350106S	1/2	1/2	40	50
0350107S	1/2	9/16	40	55
0350108S	1/2	19/32	40	55
0350109S	1/2	5/8	40	60
0350110S	1/2	11/16	40	65
0350111S	1/2	3/4	40	85
0350112S	1/2	25/32	40	95
0350113S	1/2	13/16	40	95
0350114S	1/2	7/8	40	110
0350115S	1/2	15/16	40	120
0350116S	1/2	1	40	130
0350117S	1/2	1. 1/16	40	150
0350118S	1/2	1. 1/8	40	175
0350119S	1/2	1. 3/16	40	195
0350120S	1/2	1. 1/4	42	240

## Socket 6-point long pattern



article no	drive Inch/''	size mm	length mm	weight g
0350001S	1/2	10	77	110
0350002S	1/2	12	77	135
0350003S	1/2	13	77	105
0350004S	1/2	14	77	110
0350005S	1/2	15	77	120
0350006S	1/2	16	77	125
0350007S	1/2	17	77	140
0350008S	1/2	18	82	145
0350009S	1/2	19	82	180
0350010S	1/2	21	82	205
0350011S	1/2	22	82	210
0350012S	1/2	24	82	250
0350013S	1/2	27	82	285
0350014S	1/2	30	82	345
0350015S	1/2	32	82	375
0350016S	1/2	34	82	415
0350025S	1/2	36	82	425

## Ratchet



article no	drive Inch/''	length mm	weight g
0360012C	1/2	250	590

## Ratchet with square coupler



article no	drive Inch/''	length mm	weight g
0360121C	1/2	250	430

1/2"

## Extension bar



article no	drive Inch/''	length mm	weight g
0420002S	1/2	100	180
0421434S	1/2	200	315
0420121S	1/2	250	360

## Hinged handle



article no	drive Inch/''	length mm	weight g
0410012S	1/2	215	350
0410013S	1/2	250	560
0410016S	1/2	300	920
0410101S	1/2	380	590

## T-handle



article no	drive Inch/''	length mm	weight g
0400114S	1/2	250	450
0400012S	1/2	320	550

## Convert coupler

1/2 → 3/4"



article no	drive Inch/''	length mm	weight g
0400116S	1/2	22	120

## Reducer

1/2 → 1/4"



article no	drive Inch/''	length mm	weight g
0400119S	1/2	40	60

## Coupler



article no	drive Inch/''	length mm	weight g
0400117S	1/2	36,5	46

**Further dimensions on request!**

## Universal joint



article no	drive Inch/''	length mm	weight g
0400118S	1/2	70	135

## Sliding T-wrench



article no	drive Inch/''	length mm	weight g
0370012S	1/2	245	500

## Offset handle



article no	drive Inch/''	length mm	weight g
0400120S	1/2	220	260
0400121S	1/2	260	400

## Hinged handle with t-handle



article no	drive Inch/''	length mm	weight g
0400123S	1/2	460	755

## Speed handle



article no	drive Inch/''	length mm	weight g
0400122S	1/2	410	615

## Torque wrench



article no	drive Inch/''	Nm	weight g
9991082C	1/2''	30-150	1500

1/2''



## Socket sets

1/2"

article no	content	weight g
04300055	1 plastic case	12pcs
	1 ratchet	1/2"
	1 extension bar	100 mm
	each 1 pc. Socket	1/2"
		10 - 11 - 13 - 14 - 15 17 - 19 - 22 - 24 mm

04300045	1 plastic case	24pcs	4100
	1 ratchet	1/2"	
	each 1 pc. Socket	1/2"	
		10 - 11 - 12 - 13 - 14 - 15 16 - 17 - 18 - 19 - 20 - 21 22 - 23 - 24 - 25 - 26 - 27 28 - 29 - 30 - 32 mm	

04300105	1 plastic case	25pcs	4100
	1 ratchet	1/2"	
	1 extension bar	250 mm	
	each 1 pc. Socket	1/2"	
		10 - 11 - 12 - 13 - 14 - 15 16 - 17 - 18 - 19 - 20 - 21 22 - 23 - 24 - 25 - 26 - 27 28 - 29 - 30 - 32 mm	

04300025	1 plastic case	27pcs	5300
	1 ratchet	1/2"	
	1 extension bar	250 mm	
	1 sliding tee	320 mm	
	1 hinged handle	380 mm	
	each 1 pc. Socket	1/2"	
		10 - 11 - 12 - 13 - 14 - 15 16 - 17 - 18 - 19 - 20 - 21 22 - 23 - 24 - 25 - 26 - 27 28 - 29 - 30 - 32 mm	



**Other combinations on request!**

## Screwdriver socket



article no	drive Inch/''	blade mm	length mm	weight g
0440000S	1/2	4	60	140
0440001S	1/2	6	60	140
0440002S	1/2	8	60	140
0440003S	1/2	10	60	140

## Cross slot screw driver socket



article no	drive Inch/''	blade mm	length mm	weight g
0440004S	1/2	1	60	140
0440005S	1/2	2	60	140
0440006S	1/2	3	60	140
0440007S	1/2	4	60	140

## Screw driver socket

- with hexagon bit -



article no	drive Inch/''	size mm	length mm	weight g
0440008S	1/2	4	60	65
0440009S	1/2	5	60	70
0440010S	1/2	6	60	70
0440011S	1/2	7	60	75
0440012S	1/2	8	60	80
0440013S	1/2	9	60	85
0440014S	1/2	10	60	95
0440015S	1/2	12	60	115
0440016S	1/2	14	60	145
0440017S	1/2	17	60	205
0440018S	1/2	19	60	230

## Screw driver socket

long pattern - with hexagon bit -



article no	drive Inch/''	size mm	length mm	weight g
0440028S	1/2	5	90	90
0440029S	1/2	5	180	125
0440030S	1/2	6	90	80
0440031S	1/2	6	140	120
0440032S	1/2	6	160	135
0440033S	1/2	7	90	90
0440034S	1/2	8	90	90
0440035S	1/2	8	120	105
0440036S	1/2	10	140	150
0440037S	1/2	12	140	190
0440038S	1/2	14	140	250

**Further dimensions on request!**

1/2"

## Screw driver socket sets

- with hexagon bit -

1/2"

article no	content	weight g
0440039S	1 wooden case 10pcs each 1 pc. socket 1/2" 5 - 6 - 7 - 8 - 9 10 - 12 - 14 - 17 mm	1240
0440040S	1 wooden case 12pcs 1 ratchet 1/2" 1 extension bar 250 mm each 1 pc. socket 1/2" 5 - 6 - 7 - 8 - 9 10 - 12 - 14 - 17 mm	2990
0440041S	1 wooden case 16pcs each 1 pc. socket 1/2" 5 - 6 - 7 - 8 - 9 10 - 12 - 14 - 17 mm each 1 pc. socket 1/2" 5-90, 6-90, 8-90, 10-140 12-140, 14-140	2790

Other combination on request!



## Socket 6-point



article no	drive Inch/''	size mm	length mm	weight g
0351834S	3/4	18	60	180
0351934S	3/4	19	60	180
0352134S	3/4	21	60	180
0352234S	3/4	22	60	180
0352434S	3/4	24	55	350
0352534S	3/4	25	55	350
0352634S	3/4	26	50	330
0352734S	3/4	27	50	300
0352834S	3/4	28	50	300
0352934S	3/4	29	50	300
0353034S	3/4	30	50	310
0353234S	3/4	32	60	375
0353334S	3/4	33	60	450
0353434S	3/4	34	60	465
0353534S	3/4	35	55	400
0353634S	3/4	36	60	430
0353834S	3/4	38	60	490
0354134S	3/4	41	65	560
0354234S	3/4	42	65	600
0354634S	3/4	46	65	655
0355034S	3/4	50	70	785
0355534S	3/4	55	70	900
0355834S	3/4	58	60	950
0356034S	3/4	60	70	1290

## Socket 6-point Inch



3/4"

article no	drive Inch/''	size Inch/''	length mm	weight g
0356035S	3/4	7/8	60	180
0356036S	3/4	15/16	55	350
0356037S	3/4	1	55	350
0356038S	3/4	1. 1/16	50	300
0356039S	3/4	1. 1/8	50	300
0356040S	3/4	1. 1/4	60	375
0356041S	3/4	1. 5/16	60	400
0356042S	3/4	1. 3/8	55	400
0356043S	3/4	1. 7/16	60	430
0356044S	3/4	1. 1/2	60	490
0356045S	3/4	1. 9/16	65	560
0356046S	3/4	1. 5/8	65	560
0356047S	3/4	1. 11/16	65	600
0356048S	3/4	1. 3/4	65	655
0356049S	3/4	1. 13/16	65	655
0356050S	3/4	1. 7/8	70	700
0356051S	3/4	2	70	785

## Ratchet



article no	drive Inch/''	length mm	weight g
0360034C	3/4	300	1900

## Ratchet with square coupler



article no	drive Inch/''	length mm	weight g
0360134C	3/4	300	1800

## Extension bar




article no	drive Inch/''	length mm	weight g
0400124S	3/4	100	350
0420003S	3/4	250	700
0420134S	3/4	380	1670
0400126S	3/4	430	1500

## Hinged handle



article no	drive Inch/''	length mm	weight g
0410034S	3/4	380	755
0400128S	3/4	460	1300
0400129S	3/4	550	1950

## Sliding t-handle



article no	drive Inch/''	length mm	weight g
0400130S	3/4	260	600
0400034S	3/4	500	1480

## Convert coupler

3/4 → 1''



article no	drive Inch/''	length mm	weight g
0400131S	3/4	61	325

## Reducer

3/4 → 1/2''



article no	drive Inch/''	length mm	weight g
0400135S	3/4	57	165

## Coupler



article no	drive Inch/''	length mm	weight g
0400132S	3/4	51,5	135

## Universal joint



article no	drive Inch/''	length mm	weight g
0400133S	3/4	85	550
0400134S	3/4	106	570

## Sliding t-wrench



article no	drive Inch/''	length mm	weight g
0370034S	3/4	260	850

## Offset handle



article no	drive Inch/''	length mm	weight g
0400136S	3/4	300	800

## Hinged handle with t-handle



article no	drive Inch/''	length mm	weight g
0400138S	3/4	560	1200

## Speed handle



article no	drive Inch/''	length mm	weight g
0400137S	3/4	380	1250

3/4"



## Socket set

3/4" · 12pcs

article no	content	weight g
0430003S	1 wooden case	12700
	1 ratchet 3/4"	
	1 extension bar 380 mm	
	1 sliding tee 500 mm	
	1 hinged handle 380 mm	
	each 1 pc. Socket 3/4"	
	36 - 38 - 41 - 46	
	50 - 55 - 60 mm	

## Screw driver socket

- with hexagon bit -



article no	drive Inch/''	blade mm	length mm	weight g
0440043S	3/4	14	80	350
0440045S	3/4	17	80	390
0440046S	3/4	19	80	435
0440047S	3/4	22	80	480
0440104S	3/4	24	80	520
0440105S	3/4	27	80	550
0440107S	3/4	30	80	570
0440108S	3/4	32	80	590
0440109S	3/4	36	80	620
0440110S	3/4	41	90	720
0440111S	3/4	46	90	820

**Other combinations on request!**

## Socket 6-point



article no	drive Inch/''	size mm	length mm	weight g
0353201S	1	32	60	510
0353601S	1	36	65	550
0354101S	1	41	70	730
0354201S	1	42	65	710
0354601S	1	46	65	710
0355001S	1	50	70	930
0355501S	1	55	75	1130
0356001S	1	60	75	1350
0356501S	1	65	75	1500
0357001S	1	70	85	1750
0357501S	1	75	85	2300
0358001S	1	80	85	2500
0358501S	1	85	90	2800
0359001S	1	90	85	4400
0359501S	1	95	85	4500
0354001S	1	100	85	4600

## Socket 6-point Inch



article no	drive Inch/''	size Inch/''	length mm	weight g
0354002S	1	1. 7/16	65	550
0354003S	1	1. 1/2	65	680
0354004S	1	1. 5/8	70	730
0354005S	1	1. 11/16	65	710
0354006S	1	1. 13/16	65	710
0354007S	1	1. 7/8	65	730
0354008S	1	2	70	930
0354009S	1	2. 1/16	70	950
0354010S	1	2. 3/16	75	1130
0354011S	1	2. 1/4	75	1130
0354012S	1	2. 3/8	75	1350
0354013S	1	2. 7/16	75	1400
0354014S	1	2. 9/16	75	1500
0354015S	1	2. 5/8	75	1550
0354016S	1	2. 3/4	85	1750
0354017S	1	2. 13/16	85	1750
0354018S	1	2. 15/16	85	2300
0354025S	1	3	85	2350
0354019S	1	3. 1/8	85	2500
0354020S	1	3. 3/8	90	2800
0354021S	1	3. 1/2	90	4400
0354022S	1	3. 3/4	90	4500
0354023S	1	3. 7/8	90	4600
0354024S	1	4. 1/4	90	5000

## Ratchet



article no	drive Inch/''	length mm	weight g
0360100C	1	550	3400

## Ratchet with square couple



article no	drive Inch/''	length mm	weight g
0361100C	1	550	3500



## Extension bar



article no	drive Inch/''	length mm	weight g
0421510S	1	100	800
0421520S	1	250	1400
0421522S	1	400	2090

## Coupler



article no	drive Inch/''	length mm	weight g
0400140S	1	68	325

## Hinged handle




article no	drive Inch/''	length mm	weight g
0410100S	1	380	1200

## Universal joint



article no	drive Inch/''	length mm	weight g
0400141S	1	141	1450

## Sliding t-handle



article no	drive Inch/''	length mm	weight g
0400139S	1	700	3985


## Reducer

1 → 3/4"



article no	drive Inch/''	length mm	weight g
0400142S	1	75	540

## Offset handle



article no	drive Inch/''	length mm	weight g
0400143S	1	300	1000

## Speed handle



article no	drive Inch/''	length mm	weight g
0400144S	1	380	1400

## Hinged handle with t-handle



article no	drive Inch/''	length mm	weight g
0400145S	1	660	1700

## Screw driver socket

- with hexagon bit -



article no	drive Inch/''	size mm	length mm	weight g
0440048S	1	17	90	580
0440049S	1	19	90	665
0440050S	1	22	90	710
0440051S	1	24	90	765
0440052S	1	27	90	860
0440100S	1	30	90	910
0440101S	1	32	90	950
0440102S	1	36	90	990
0440103S	1	41	100	1200
0440112S	1	46	100	1400

## Socket sets

1" · AF



article no	content	weight g
0430006S	1 wooden case	24pcs
	1 ratchet	1"
	each 1 pc. Socket	1"
		36 - 41 - 46 - 50 - 55 - 60
		65 - 70 - 75 - 80 mm
		250 mm
0430007S	1 wooden case	14pcs
	1 ratchet	1"
	each 1 pc. Socket	1"
		36 - 41 - 46 - 50 - 55 - 60
		65 - 70 - 75 - 80 mm
		250 mm

**Other combination on request!**

1"

## Impact socket 6-point

- with groove and continuous bore hole, heavy duty -



article no	drive Inch/''	size mm	length mm	weight g
0351028S	1/2	10	35	80
0351029S	1/2	11	35	80
0351030S	1/2	12	40	85
0351031S	1/2	13	40	85
0351032S	1/2	14	40	85
0351033S	1/2	15	40	90
0351034S	1/2	16	40	90
0351035S	1/2	17	40	120
0351036S	1/2	18	40	125
0351037S	1/2	19	40	125
0351038S	1/2	21	40	125
0351039S	1/2	22	40	120
0351040S	1/2	23	40	140
0351024S	1/2	24	48	160
0351027S	1/2	27	45	190
0351015S	1/2	30	45	210
0351016S	1/2	32	45	220

## Impact socket 6-point

long pattern - with groove and continuous bore hole, heavy duty -



article no	drive Inch/''	size mm	length mm	weight g
0351041S	1/2	8	85	120
0351042S	1/2	10	85	140
0351043S	1/2	13	85	175
0351044S	1/2	14	85	185
0351045S	1/2	16	85	245
0351046S	1/2	17	85	250
0351047S	1/2	18	85	265
0351048S	1/2	19	85	270
0351049S	1/2	21	85	305
0351051S	1/2	22	85	330
0351052S	1/2	23	85	350
0351053S	1/2	24	85	370
0351054S	1/2	27	85	435
0351017S	1/2	30	85	460
0351018S	1/2	32	85	490

## Impact socket

- with hexagon bit -



article no	drive Inch/''	size mm	length mm	weight g
0351055S	1/2	5	44	63
0351056S	1/2	6	44	65
0351057S	1/2	8	44	75
0351058S	1/2	10	44	90
0351059S	1/2	12	50	125
0351060S	1/2	14	50	130
0351061S	1/2	17	50	150
0351019S	1/2	22	50	170
0351020S	1/2	24	60	210
0351021S	1/2	27	60	240
0351022S	1/2	30	60	260
0351023S	1/2	32	60	270

### Impact extension bar



article no	drive Inch/''	length mm	weight g
0351110S	1/2	100	250
0351062S	1/2	200	380
0351063S	1/2	250	470

### Impact universal joint



article no	drive Inch/''	length mm	weight g
0351066S	1/2	72	175

### Impact convert coupler

1/2 → 3/4''



article no	drive Inch/''	length mm	weight g
0351064S	1/2	45	145

### Impact snap ring



article no	drive Inch/''	size mm	Ø mm	weight g
0351067S	1/2	up to size 14	19	5
0351068S	1/2	from size 15	24	15

### Impact reducer

1/2 → 1/4''



article no	drive Inch/''	length mm	weight g
0351065S	1/2	44	25

### Impact safety pin



article no	drive Inch/''	size mm	Ø mm	weight g
0351069S	1/2	up to size 14	3 x 20	10
0351070S	1/2	from size 15	3 x 25	15

1/2''

## Impact socket 6-point

- with groove and continuous bore hole, heavy duty -



article no	drive Inch/''	size mm	length mm	weight g
0351071S	3/4	17	45	295
0351072S	3/4	18	45	305
0351073S	3/4	19	45	305
0351074S	3/4	22	48	350
0351075S	3/4	24	55	340
0351076S	3/4	27	55	380
0351077S	3/4	30	50	400
0351078S	3/4	32	55	480
0351079S	3/4	33	52	425
0351080S	3/4	34	55	475
0351081S	3/4	36	60	600
0351082S	3/4	38	58	485
0351083S	3/4	41	65	800
0351109S	3/4	46	65	950
0351204S	3/4	50	72	1300
0351205S	3/4	55	76	1470
0351206S	3/4	60	82	1720

## Impact socket 6-point

long pattern - with groove and continuous bore hole, heavy duty -



article no	drive Inch/''	size mm	length mm	weight g
0351084S	3/4	17	90	745
0351085S	3/4	19	90	730
0351086S	3/4	21	90	750
0351087S	3/4	22	90	750
0351088S	3/4	24	90	735
0351089S	3/4	27	90	665
0351090S	3/4	30	90	625
0351091S	3/4	32	90	795
0351092S	3/4	33	90	715
0351093S	3/4	34	90	860
0351094S	3/4	36	90	745
0351095S	3/4	41	90	925
0351114S	3/4	46	90	1150
0350122S	3/4	50	90	1610
0350123S	3/4	55	90	1800
0350124S	3/4	60	90	2150

## Impact socket

- with hexagon bit -



article no	drive Inch/''	size mm	length mm	weight g
0351096S	3/4	14	50	295
0351097S	3/4	17	50	335
0351098S	3/4	19	50	345
0351099S	3/4	22	50	395

3/4"

## Impact extension bar



article no	drive Inch/''	length mm	weight g
0351101S	3/4	100	400
0351102S	3/4	250	1300
0351103S	3/4	380	1500
0351111S	3/4	430	2100

## Impact universal joint



article no	drive Inch/''	length mm	weight g
0351106S	3/4	110	620

## Impact convert coupler

3/4 → 1"



article no	drive Inch/''	length mm	weight g
0351104S	3/4	65	455

## Impact snap ring



article no	drive Inch/''	Ø mm	weight g
0351107S	3/4	36	5

## Impact reducer

3/4 → 1/2"



article no	drive Inch/''	length mm	weight g
0351105S	3/4	65	355

## Impact safety pin



article no	drive Inch/''	Ø mm	weight g
0351108S	3/4	4 x 35	5

3/4"

## Impact socket 6-point

- with groove and continuous bore hole, heavy duty -



article no	drive Inch/''	size mm	length mm	weight g
0351115S	1	22	55	615
0352400S	1	24	60	515
0352700S	1	27	65	700
0353000S	1	30	60	705
0353200S	1	32	57	700
0351120S	1	33	59	715
0351121S	1	34	59	750
0353600S	1	36	70	870
0351123S	1	38	62	800
0354100S	1	41	70	805
0351125S	1	42	62	865
0354600S	1	46	80	1420
0355000S	1	50	70	1250
0355500S	1	55	90	1930
0356000S	1	60	90	2100
0356500S	1	65	90	2300
0357000S	1	70	95	2400
0357500S	1	75	95	3200
0358000S	1	80	96	3750

## Impact extension bar



article no	drive Inch/''	length mm	weight g
0351151S	1	100	850
0351152S	1	250	1550
0351153S	1	400	2050

## Impact socket 6-point

long pattern - with groove and continuous bore hole, heavy duty -



article no	drive Inch/''	size mm	length mm	weight g
0351134S	1	22	100	1140
0351135S	1	24	100	1250
0351136S	1	27	100	1230
0351137S	1	30	100	1185
0351138S	1	32	100	1150
0351139S	1	33	100	1185
0351140S	1	34	100	1140
0351141S	1	36	100	1160
0351142S	1	38	100	1260
0351143S	1	41	100	1300
0351144S	1	46	100	1495

## Impact socket

- with hexagon bit -



article no	drive Inch/''	size mm	length mm	weight g
0351145S	1	22	80	605
0351146S	1	24	80	650
0351147S	1	27	80	655
0351148S	1	30	80	675
0351149S	1	32	80	660
0351025S	1	36	100	1050
0351026S	1	41	100	1100
0351128S	1	46	100	1250

### Impact convert coupler

1 → 1. 1/2"



article no	drive Inch/"	length mm	weight g
0351154S	1	115	1105

### Impact snap ring



article no	drive Inch/"	size mm	Ø mm	weight g
0351157S	1	up to size 70	45	10
0351158S	1	from size 75+80	75	25

### Impact reducer

1 → 3/4"



article no	drive Inch/"	length mm	weight g
0351155S	1	75	660

### Impact safety pin



article no	drive Inch/"	size mm	Ø mm	weight g
0351159S	1	up to size 70	5 x 45	5
0351160S	1	from size 75+80	6 x 75	15

### Impact universal joint



article no	drive Inch/"	length mm	weight g
0351156S	1	141	1430

### Impact safety pin



article no	drive Inch/"	size mm	Ø mm	weight g
0351181S	1. 1/2	up to size 90	6 x 75	15
0351182S	1. 1/2	from size 95	8 x 110	40
0351195S	2. 1/2	from size 95	8 x 110	40

1"



## Impact socket 6-point

- with groove and continuous bore hole, heavy duty -



article no	drive Inch/''	size mm	length mm	weight g
0350121S	1. 1/2	41	80	2180
0351116S	1. 1/2	46	80	2245
0351117S	1. 1/2	50	82	2350
0351118S	1. 1/2	55	88	2475
0351119S	1. 1/2	60	91	2755
0351122S	1. 1/2	65	95	3225
0351124S	1. 1/2	70	100	3595
0351126S	1. 1/2	75	105	3720
0351127S	1. 1/2	80	110	4345
0358500S	1. 1/2	85	120	5075
0359000S	1. 1/2	90	120	5630
0359500S	1. 1/2	95	125	7765
0351000S	1. 1/2	100	125	8380
0351050S	1. 1/2	105	125	9550
0351100S	1. 1/2	110	135	10615
0351150S	1. 1/2	115	135	10800
0351200S	1. 1/2	120	145	11785
0351250S	1. 1/2	125	145	11900

## Impact snap ring



article no	drive Inch/''	size mm	Ø mm	weight g
0351179S	1. 1/2	up to size 90	75	25
0351180S	1. 1/2	from size 95	114	40
0351194S	2. 1/2	from size 95	114	40

## Impact reducer

1. 1/2 → 1''



article no	drive Inch/''	length mm	weight g
0351178S	1. 1/2	95	2300
0351193S	2. 1/2 → 1. 1/2	145	6200

## Impact socket 6-point

long pattern - with groove and continuous bore hole, heavy duty -



article no	drive Inch/''	size mm	length mm	weight g
0351161S	1. 1/2	41	140	4420
0351162S	1. 1/2	46	140	4420
0351163S	1. 1/2	50	140	4255
0351164S	1. 1/2	55	140	4330
0351165S	1. 1/2	60	140	4710
0351166S	1. 1/2	65	140	5005
0351167S	1. 1/2	70	140	5250
0351168S	1. 1/2	75	140	5465
0351169S	1. 1/2	80	140	5615
0351170S	1. 1/2	85	140	6175
0351171S	1. 1/2	90	140	6825
0351172S	1. 1/2	95	150	10260
0351173S	1. 1/2	100	150	10395
0351174S	1. 1/2	105	150	11430
0351175S	1. 1/2	110	160	12855
0351176S	1. 1/2	115	160	12680
0351177S	1. 1/2	120	170	14380

## Impact socket 6-point

- with groove and continuous bore hole, heavy duty -



article no	drive Inch/''	size mm	length mm	weight g
0351183S	2. 1/2	75	120	9600
0351184S	2. 1/2	80	120	10100
0351185S	2. 1/2	85	130	10000
0351186S	2. 1/2	90	130	10100
0351187S	2. 1/2	95	130	11200
0351188S	2. 1/2	100	140	12050
0351189S	2. 1/2	105	140	12600
0351190S	2. 1/2	110	150	13800
0351191S	2. 1/2	115	150	14100
0351192S	2. 1/2	120	155	15000



**SCREWDRIVERS &  
HEX KEYS**

## Screwdriver



article no	blade mm	blade length mm	weight g
0803075C	3	75	30
0804510C	4,5	100	55
0804515C	4,5	150	60
0806010C	6	100	80
0806015C	6	150	85
0808015C	8	150	145
0801020C	10	200	185
0801030C	10	300	230

## Electrician's screwdriver



article no	blade mm	blade length mm	weight g
0800380C	3	75	25
0800480C	4	150	55
0800580C	5	150	75
0800680C	6	200	110
0800780C	6,5	300	150

## Cross slot screwdriver



article no	PH	blade length mm	weight g
0810000C	0	60	35
0810010C	1	80	60
0810020C	2	100	90
0810030C	3	150	165
0810040C	4	200	270

## Sets of screwdrivers

article no	content	weight g
0800001C	screwdriver each 1 pc. 3,0 x 75 mm 4,5 x 100 mm 6,0 x 150 mm 8,0 x 150 mm	4pcs 315

0800002C	screwdriver each 1 pc. 4,5 x 100 mm 6,0 x 100 mm 6,0 x 150 mm 8,0 x 150 mm  cross slot screwdriver PH each 1 pc. PH 1 PH 2	6pcs 515
----------	---	-------------

0800003C	screwdriver each 1 pc. 4,5 x 100 mm 4,5 x 150 mm 6,0 x 100 mm 6,0 x 150 mm 8,0 x 150 mm 10,0 x 200 mm  cross slot screwdriver PH each 1 pc. PH 1 PH 2 PH 3 PH 4	10pcs 1200
----------	--	---------------

0800004C	cross slot screwdriver each 1 pc. PH 1 PH 2 PH 3 PH 4	4pcs 585
----------	---	-------------



Isolated screwdrivers on request!

## Torx-screwdriver



article no	blade mm	bladlength mm	weight g
0807005C	T5	70	30
0807006C	T6	70	32
0807007C	T7	70	32
0807008C	T8	70	32
0807009C	T9	70	32
0807010C	T10	80	41
0807015C	T15	80	45
0807020C	T20	90	48
0807025C	T25	90	52
0807027C	T27	110	78
0807030C	T30	110	84
0807040C	T40	120	115
0807045C	T45	120	136
0807050C	T50	120	150

## Hex key screwdriver



article no	blade mm	bladlength mm	weight g
0251043S	3	100	35
0251044S	4	100	50
0251045S	5	100	60
0251046S	6	125	90
0251047S	8	150	140
0251048S	10	150	210
0252056S	12	150	280

## Hex key screwdriver 90° angled



article no	blade mm	bladlength mm	weight g
0251038S	3	75 x 20	25
0251039S	4	75 x 25	40
0251040S	5	80 x 28	50
0251041S	6	80 x 32	75
0251042S	8	120 x 36	140
0251499S	10	120 x 40	220
0250500S	12	120 x 45	290

## Ball ended screwdriver



article no	blade mm	bladlength mm	weight g
0807055C	3	100	35
0807060C	4	100	50
0807065C	5	100	60
0807070C	6	125	90
0807075C	8	150	140
0807080C	10	150	210
0807085C	12	150	280

## Sets of hex keys



article no	content	weight g
<b>0250001S</b>	1 wallet 8 pcs hex key: 2 - 2,5 - 3 - 4 - 5 6 - 8 - 10 mm	9pcs 245
<b>0250003S</b>	1 wallet 9 pcs hex key: 1,5 - 2 - 2,5 - 3 - 4 - 5 6 - 8 - 10 mm	10pcs 205

## Sets of hex keys long pattern



article no	content	weight g
<b>0250005S</b>	1 wallet 8 pcs hex key long pattern: 2 - 2,5 - 3 - 4 - 5 6 - 8 - 10 mm	9pcs 400
<b>0250004S</b>	1 wallet 9 pcs hex key: 1,5 - 2 - 2,5 - 3 - 4 5 - 6 - 8 - 10 mm	10pcs 464

## Sets of hex key Inch 11pcs with wallet



article no	content	weight g
<b>0250002S</b>	1 wallet 10 pcs hex key: 1/16" - 5/64" - 3/32" - 1/8" - 5/32" 3/16" - 7/32" - 1/4" - 5/16" - 3/8"	11pcs 178

## Sets of hex key with ball end



article no	content	weight g
<b>0250066C</b>	1 wallet 8 pcs hex key with ball end: 2 - 2,5 - 3 - 4 - 5 6 - 8 - 10 mm	9pcs 250
<b>0250067C</b>	1 wallet 9 pcs hex key with ball end: 1,5 - 2 - 2,5 - 3 - 4 5 - 6 - 8 - 10 mm	10pcs 260

## Hex key

- similar DIN 911 -



article no	SW mm	length mm	weight g
0250015C	1,5	55	3
0250020C	2	55	2
0250025C	2,5	55	4
0250030S	3	60	7
0250040S	4	70	12
0250050S	5	80	20
0250060S	6	90	33
0250070S	7	95	45
0250080S	8	100	65
0250090S	9	105	85
0250100S	10	120	100
0250110S	11	119	130
0250120S	12	125	165
0250130S	13	132	200
0250140S	14	140	250
0250170S	17	160	405
0250180S	18	170	500
0250190S	19	180	570
0250220S	22	200	950
0250240S	24	224	1250
0250270S	27	250	1800
0250300S	30	280	2500
0250320S	32	315	3100
0250360S	36	355	4500
0250410S	41	400	5300

## Hex key Inch

- similar DIN 911 -



article no	SW Inch/''	length mm	weight g
0251001C	3/64	55	1
0251002C	1/16	55	2
0251003C	5/64	55	2
0251004C	3/32	55	4
0251005C	1/8	60	7

article no	SW Inch/''	length mm	weight g
0251006C	5/32	70	12
0251007S	3/16	80	20
0251008S	7/32	80	20
0251009S	1/4	90	33
0251010S	5/16	100	65
0251011S	3/8	120	100
0251012S	7/16	119	130
0251013S	1/2	125	165
0251014S	9/16	140	250
0251015S	5/8	140	266
0251016S	11/16	160	405
0251017S	3/4	180	570
0251018S	7/8	200	950
0251019S	1	224	1260
0251020S	1. 1/16	216	3080
0251021S	1. 1/8	230	3300
0251022S	1. 1/4	230	3300
0251023S	1. 5/16	235	3520
0251024S	1. 3/8	235	3520
0251025S	1. 7/16	241	3740
0251026S	1. 1/2	241	3740
0251027S	1. 5/8	241	3740

## Hex key long pattern



article no	SW mm	length mm	weight g
0251030S	3	126	6
0251031S	4	142	12
0251032S	5	160	18
0251033S	6	180	30
0251034S	8	200	70
0251035S	10	224	120
0251036S	12	250	190
0251037S	14	280	300
0251123S	17	320	380
0251124S	19	360	490

### Hex key with ball end



article no	bladlength mm	SW mm	weight g
0251500C	45	1,5	4
0252000C	50	2,0	3
0252500C	55	2,5	5
0250003C	63	3	7
0250004C	70	4	12
0250005C	80	5	20
0250006C	90	6	32
0250007C	95	7	42
0250008C	100	8	60
0250010C	115	10	106
0250012C	130	12	205
0250014C	140	14	255

### Hex key with t-handle



article no	bladlength mm	SW mm	weight g
0251049S	100	3	31
0251050S	100	4	38
0251051S	100	5	61
0251052S	100	6	71
0251053S	100	8	97
0251054S	100	10	157
0250055S	100	12	198
0250056S	100	14	246

### Hex key with ball end long pattern



article no	bladlength mm	SW mm	weight g
0250115C	126	3	8
0250016C	140	4	18
0250017C	160	5	31
0250018C	180	6	51
0250019C	190	7	75
0250120C	200	8	101
0250021C	224	10	176
0250022C	250	12	292
0250023C	290	14	370

### Hex key with t-handle long pattern



article no	bladlength mm	SW mm	weight g
0250057S	150	3	34
0250058S	150	4	43
0250059S	150	5	69
0250061S	150	6	83
0250062S	150	8	118
0250063S	150	10	191
0250064S	150	12	247
0250065S	150	14	312




## Hex key with ball end and t-handle



article no	bladlength mm	SW mm	weight g
0807090C	100	3	31
0807091C	100	4	38
0807092C	150	5	69
0807093C	150	6	83
0807094C	150	8	118
0807095C	200	10	225
0807096C	200	12	295
0807097C	200	14	380

## Offset screw driver




article no	length mm	blade mm	weight g
0831250S	125	4	25
0831300S	130	6	35
0831400S	140	10	90
0831900S	190	13	240

## Square key



article no	SW mm	length mm	weight g
0140010S	10	200	200
0140011S	11	200	200
0140012S	12	200	200
0140013S	13	200	200
0140014S	14	220	400
0140015S	15	220	400
0140016S	16	220	400
0140017S	17	250	600
0140018S	18	250	600
0140019S	19	250	600
0140020S	20	300	1000
0140021S	21	300	1000
0140022S	22	300	1000
0140024S	24	360	1600
0140025S	25	360	1600
0140027S	27	360	1600
0140028S	28	440	3200
0140030S	30	440	3200
0140032S	32	440	3200



## PLIERS & SCISSORS

## Adjustable pipe wrench



article no	opening max. Inch	length mm	weight g
0530230S	3/4	230	600
0530300S	1	300	1125
0530385S	1. 1/2	385	1370
0530460S	2	460	2450
0530625S	2. 1/2	625	4050
0530850S	3. 1/2	850	7350
0531205S	5	1205	13800

## Monkey wrench



article no	opening max. mm	length mm	weight g
0554000S	38	240	420
0555000S	45	240	470
0556000S	48	290	780
0557000S	58	350	1000
0558000S	65	350	1200
0559000S	70	425	1600
0551000S	80	500	2200
0551050S	105	575	3700

## Swedish plier



article no	opening max. Inch	length mm	weight g
0510010C	1	320	820
0510015C	1. 1/2	430	1570
0510020C	2	540	3200
0510030C	3	700	4100
0510040C	4	790	6200

## Swedish plier with mole 90° angled



article no	opening max. Inch	length mm	weight g
0510115C	1. 1/2	430	1570
0510120C	2	540	3200

## Adjustable wrench



article no	opening max. mm	length mm	weight g
0481500C	18	150	100
0482000C	26	200	200
0482500C	30	250	400
0483000C	36	300	700
0483800C	46	380	1400
0484500C	53	450	2700
0486000C	67	600	5100

### Chain pipe wrench light pattern



article no	for Ø max. mm	length mm	weight g
7220001S	50	600	1700
7220002S	100	600	2500
7220003S	150	600	3000
7220004S	450	1600	8000

### Chain pipe wrench heavy duty



article no	for Ø max. mm	length mm	weight g
0520510S	38	510	2650
0520685S	65	685	4500
0520915S	100	915	11500
0521830S	300	1830	30300

### Gas pipe plier



article no	Ø mm	length mm	weight g
0652100C	40	210	370

### Combination plier




article no	length mm	weight g
0601600C	160	350
0602000C	200	425

### Combination plier isolated



article no	length mm	weight g
1601000C	200	390

### Adjustable combination plier



article no	length mm	weight g
1602000C	200	340

### Diagonal cutting plier



article no	length mm	weight g
0661650C	165	200

### Waterpump plier



article no	opening max. mm	length mm	weight g
0502500C	30	250	370
0503000C	50	300	560
0504000C	110	400	1680

### Diagonal cutting plier heavy duty



article no	length mm	weight g
0662650C	190	290

### Waterpump plier with box joint



article no	opening max. mm	length mm	weight g
0602500C	30	250	350

### Diagonal cutting plier heavy duty isolated




article no	length mm	weight g
0662651C	190	290

### Round nose plier



article no	length mm	weight g
0621200C	120	90
0621600C	160	160

### Pincer



article no	length mm	weight g
0612000C	200	430
0612300C	230	520

### Long nose plier with cutter



article no	length mm	weight g
0631800C	180	300

### Pincer heavy duty



article no	length mm	weight g
0611750C	175	260

### Long nose plier with cutter isolated



article no	length mm	weight g
0631802C	180	255

### Flat nose plier



article no	length mm	weight g
0641200C	120	50
0641600C	160	150

### Long nose plier with cutter and 45° angled top



article no	length mm	weight g
0631801C	180	245

## Wire stripping plier



article no	length mm	weight g
0611550C	170	260

## Bolt cutter




article no	length mm	weight g
9991031C	620	3400

## Circlip plier for external rings



article no	for Ø mm	length mm	weight g
0680310C	2-10	140	110
0681025C	10-25	140	120
0681960C	19-60	180	220
0684010C	40-100	225	300
0688516C	85-165	310	700
0681253C	125-300	500	1200

## Crimping plier



article no	length mm	weight g
0621001C	200	120

## Circlip plier for internal rings



article no	for Ø mm	length mm	weight g
0690825C	8-25	140	120
0691960C	19-60	180	220
0694010C	40-100	225	300
0698516C	85-165	290	700
0691253C	125-300	500	1200

## Set of pliers



article no	content	weight g
7250008C	Combination plier 200 mm Waterpump plier 250 mm Diagonal cutting plier 165 mm Long nose plier 180 mm	1500

**Tin snip**



article no	length mm	weight g
0702800C	300	450

**Multipurpose snip**



article no	length mm	weight g
0712100C	210	300

**Tin snip heavy duty**



article no	length mm	weight g
0702750C	280	520


**Cutting shear**



article no	length mm	weight g
0712000C	220	225







**HAMMER, CHISELS  
& PUNCHES**

## Machinist' hammer with hickory handle

- similar DIN 1041 -



article no	weight g
1000100S	100
1000150S	150
1000200S	200
1000300S	300
1000400S	400
1000500S	500
1000600S	600
1000700S	700
1000800S	800
1000900S	900
1001000S	1000
1001250S	1250
1001500S	1500
1002000S	2000

## Machinist' hammer with fiberglass handle

- similar DIN 1041 -



article no	weight g
1000300F	300
1000400F	400
1000500F	500
1000800F	800
1001000F	1000
1001500F	1500
1002000F	2000

## Hammer

with hickory handle - similar DIN 1042 -



article no	weight g
1042500S	2500
1043000S	3000
1044000S	4000
1045000S	5000
1046000S	6000
1048000S	8000
1049000S	9000
1041000S	10000
1041200S	12000
1041500S	15000

## Hammer

with fiberglass handle

- similar DIN 1042 -



article no	weight g
1043000F	3000
1044000F	4000
1045000F	5000
1048000F	8000
1041000F	10000

**Further dimensions with fiberglass handle on request!**

### Sledge hammer with hickory handle



article no	weight g
1031000S	1000
1031250S	1250
1031500S	1500
1032000S	2000
1032500S	2500
1033000S	3000
1034000S	4000
1035000S	5000
1036000S	6000
1038000S	8000
1031100S	10000

### Minehammer with hickory handle



article no	weight g
1131000S	1000
1131500S	1500
1132500S	2500
1133500S	3500
1135000S	5000
1138000S	8000

### Sledge hammer with fiberglass handle



article no	weight g
1031000F	1000
1031250F	1250
1031500F	1500
1032000F	2000
1032500F	2500
1033000F	3000
1034000F	4000
1035000F	5000
1036000F	6000
1038000F	8000
1031100F	10000

### Minehammer with fiberglass handle



article no	weight g
1131000F	1000
1131500F	1500
1132500F	2500
1133500F	3500
1135000F	5000
1138000F	8000

**Ball pein hammer**  
with hickory handle american type



article no	weight g
1020100S	100
1020150S	150
1020200S	200
1020300S	300
1020400S	400
1020500S	500
1020600S	600
1020700S	700
1020800S	800
1020900S	900
1021000S	1000
1021300S	1300
1021500S	1500
1022000S	2000

**Riveter with hickory handle**



article no	weight g
1081500S	1500

**Clubhammer**  
with hickory handle



article no	weight g
1161000S	1000
1162000S	2000
1163000S	3000
1165000S	5000

**Cross pein hammer**  
with hickory handle american type



article no	weight g
1090700S	700
1091200S	1200
1091600S	1600

**Double face machinist' hammer with hickory handle american type**



article no	weight g
1120100S	100
1120300S	300
1120500S	500
1120600S	600
1120800S	800
1120900S	900
1121100S	1100

**Bricklayer's hammer with hickory handle**

- similar DIN 5108 -



article no	weight g
7010600S	600
7010800S	800
7010900S	1000

**Claw hammer with hickory handle**



article no	weight g
1060300S	300
1060400S	400
1060500S	500
1060600S	600

**Bricklayer's hammer with hickory handle american type**



article no	weight g
7030700S	700

**Scaling hammer with hickory handle**



article no	weight g
1050200S	200
1050400S	400
1050500S	500
1050600S	600
1050800S	800
1050900S	900
1051400S	1400

### Mallet with hickory handle



article no	weight g
7020900S	900
7021800S	1800
7022700S	2700

### Rubber mallet with ash tree handle



article no	weight g
7060400S	400
7060700S	700
7061000S	1000

### Cutoff hammer with hickory handle



article no	weight g
7041300S	1300
7042100S	2100

### Wooden mallet made of European beech



article no	weight g
7070210S	210
7070265S	265

### Punch hammer with hickory handle



article no	Ø mm	weight g
7050800S	8	800
7051800S	10	800
7051200S	12	1200
7052200S	16	1200

## POWER DRIVE Dead Blow hammers

All Power Drive Dead Blow Hammers are made in USA with Nuplaglas fibreglass handles.

The patented shot-loaded composite interior cavities are encased in a tough polymer outer jacket, resulting in 40% more driving power and less rebound than any hammer of its kind.

The specially engineered striking face material provides extreme surface protection and incredible durability.

Brass and non-sparking faces are available.

### Powerdrive dead blow



article no	surface Ø mm	weight g
SFN1SG	40	800
SFN2SG	50	1000
SFN3SG	60	1300
SFN4SG	70	1600

### Extreme powerdrives with non sparking surface



article no	surface Ø mm	weight g
SDSFB-2SG	50	1000

### Powerdrive dead blow with compact synthetic tops



article no	surface Ø mm	weight g
STPN16	16 mm compact face	450
STPN24	24 mm compact face	675

### SPI Holder non rebound without tip



article no	surface Ø mm	weight g
SPI106N	25	350
SPI156N	40	500
SPI206N	50	1000
SPI256N	65	2000
SPI306N	75	3000

Suitable tips look on page 90

### SPS Holder non-sparking without tip









article no	surface Ø mm	weight g
SPS105N	25	250
SPS150N	40	450
SPS155N	40	300
SPS200N	50	700
SPS205N	50	1000
SPS250N	65	1150
SPS255N	65	1950
SPS300N	75	1500
SPS305N	75	3000
SPS306N	75	3400
SPS307N	75	3700

Suitable tips look on page 90









## Tips 25 mm Ø

for SPI 106 N  
SPS 105 N

article no	colour	hardness	weight g
10H-N		hard	40
10M-N		medium	40
10S-N		soft	40
10SN-N		mediumsoft	40
10T-N		tough	40
10XH-N		extra hard	40








## Tips 65 mm Ø

for SPI 256 N  
SPS 250 N  
SPS 255 N

article no	colour	hardness	weight g
25H-N		hard	70
25M-N		medium	70
25S-N		soft	70
25SN-N		mediumsoft	70
25T-N		tough	70
25XH-N		extra hard	70







## Tips 40 mm Ø

for SPS 150 N  
SPS 155 N  
SPI 156 N

article no	colour	hardness	weight g
15B-N		brass	100
15H-N		hard	40
15M-N		medium	40
15S-N		soft	40
15SN-N		mediumsoft	40
15T-N		tough	40
15XH-N		extra hard	40








## Tips 75 mm Ø

for SPS 305 N  
SPS 307 N  
SPI 306 N

article no	colour	hardness	weight g
30H-N		hard	240
30M-N		medium	240
30S-N		soft	270
30SN-N		mediumsoft	270
30T-N		tough	280
30XH-N		extra hard	310

## Tips 50 mm Ø

for SPS 200 N  
SPS 205 N  
SPI 206 N

article no	colour	hardness	weight g
20B-N		brass	130
20H-N		hard	90
20M-N		medium	90
20S-N		soft	90
20SN-N		mediumsoft	100
20T-N		tough	100
20XH-N		extra hard	100



### Flat chisel oval form




article no	length mm	blade mm	weight g
1150150S	150	20	200
1150200S	200	25	320
1150250S	250	25	550
1150300S	300	25	560
1150400S	400	30	630
1150450S	450	30	750
1150500S	500	30	920

### Cape chisel oval form



article no	length mm	blade mm	weight g
1160150S	150	8	250
1160200S	200	8	340
1160250S	250	8	480
1160300S	300	10	640

### Bricklayers' chisel 6-point - similar DIN 7254 -



article no	length mm	blade mm	weight g
7090006S	200	6	35
7090008S	150	8	40
7090010S	150	10	120
7090014S	150	14	200
7090200S	200	14	250
7090250S	250	14	300
7090140S	300	14	400
7090017S	150	17	300
7090170S	250	17	450
7090300S	300	17	550
7090020S	200	19	500
7090002S	250	19	600
7090350S	350	19	850
7090400S	400	19	1000
7090023S	250	22	850
7090022S	300	22	1000
7090500S	500	22	1600
7090600S	600	22	2000
7090027S	250	27	580
7090050S	300	32	850

### Cape chisel 6-point



article no	length mm	● mm	weight g
7100200S	200	14	270
7100250S	250	14	330
7100300S	300	17	550
7100400S	400	19	960

### Point chisel 6-point




article no	length mm	● mm	weight g
7080200S	200	14	270
7080250S	250	14	330
7080300S	300	17	550
7080400S	400	19	960

## Splitting chisel flat



article no	length mm	blade mm	height mm	weight g
1150001S	200	25	5	360
1150002S	250	25	5	460
1150003S	300	25	5	550

## Concrete chisel



article no	length mm	form mm a x b	weight g
7110380S	380	45 x 33	5000

## Hand guard for chisel grooved



article no	Ø mm	form	weight g
1222607S	26 x 7	flat/oval	145

### Double end scriber



article no	length mm	Ø mm	weight g
1201900S	190	4	50
1202250S	225	6	50

### Offset pin



article no	length x width mm	Ø mm	weight g
1950300S	300 x 100	13	200
1950400S	450 x 150	19	1300
1950401S	450 x 150	16	930
1950402S	450 x 150	24	2000
1950403S	450 x 150	27	2300
1950404S	450 x 150	30	3300
1950405S	500 x 150	16	1300
1950406S	600 x 200	20	2400
1950407S	800 x 200	22	3400

### Square blade awl



article no	bladlength mm	weight g
0810060S	100	80

### Punch conical

- similar DIN 6458 -



article no	length mm	S Ø mm	d Ø mm	weight g
1180010S	120	1	8	35
1180020S	120	2	8	35
1180030S	120	3	8	35
1180040S	120	4	8	40
1180050S	120	5	10	60
1180060S	120	6	10	60
1180070S	120	7	10	65
1180080S	120	8	10	65
1180090S	150	9	13	135
1180100S	150	10	13	140
1180120S	160	12	16	220
1180140S	160	14	16	230
1180160S	200	16	20	500
1180180S	200	18	20	500
1180200S	200	20	24	620
1180220S	200	22	24	640

### Punch conical

heavy duty




article no	length mm	S Ø mm	d Ø mm	weight g
1180011S	150	6	13	100
1180012S	150	7	17	100
1180013S	200	8	21	395
1180014S	250	12	24	645
1180130S	250	13	30	865

## Punch conical machinist'extra strong



article no	length mm	S Ø mm	d Ø mm	weight g
1180500S	220	5	16	255
1181000S	230	10	19	420
1180015S	250	13	24	880

## Driftpin barrel type



article no	length mm	S Ø mm	d Ø mm	weight g
1180004S	200	8	17	230
1180005S	200	8	21	360
1180006S	200	10	24	415
1180007S	200	13	27	630
1180008S	200	18	30	880
1180009S	200	22	32	1050

## Center punch



article no	length mm	Ø mm	weight g
1170100S	100	3	30
1170110S	110	4	60
1170125S	125	5	100
1170150S	150	6	200

## Pin-Set

article no	content	weight g
1180001S	5 punches 1 - 2 - 3 - 4 - 5 mm 1 punch 4 mm in wallet	310



## Pin punch

- similar DIN 6450 -



article no	length mm	S Ø mm	d Ø mm	weight g
1190150S	110	1,5	10	45
1190200S	110	2	10	50
1190300S	110	3	10	45
1190400S	120	4	10	50
1190500S	130	5	10	50
1190600S	140	6	10	60
1190800S	150	8	12	100
1191000S	160	10	12	120
1191300S	180	13	16	240
1191600S	200	16	16	400

## Pin punch heavy duty



article no	length mm	S Ø mm	d Ø mm	weight g
1191500S	150	6	14	120
1190100S	180	10	14	160
1190013S	200	13	18	290
1190160S	300	16	20	655

## Pin punch set



article no	content	weight g
1180002S	6 pin punches 3 - 4 - 5 - 6 - 8 - 10 mm in wallet	440

## Pin straight

- similar DIN 6459 -



article no	length mm	d Ø mm	weight g
1200008S	85	8	40
1200010S	90	10	50
1200013S	100	13	70
1200016S	110	16	100
1200019S	140	19	180
1200021S	160	21	270
1200025S	200	25	450
1200029S	240	29	630

## Setting punch



article no	length mm	S Ø mm	d Ø mm	weight g
1200005S	180	5	12	110
1200006S	200	6	13	150
1200080S	200	8	16	220
1200009S	200	9	20	340
1200100S	230	10	22	460
1200011S	250	11	25	620
1200012S	280	12	27	870
1200014S	320	14	30	1260
1200015S	350	15	32	1570
1200160S	380	16	36	2230

## Taper punch




article no	length mm	S Ø mm	d Ø mm	weight g
1620500S	500	5	20	1200

## Thread-cleaning pin



article no	length mm	d Ø mm	weight g
1360006S	300	6	75
1360007S	300	10	180
1360008S	300	13	350





## KNIVES, SPATULAS & SCRAPERS



## Caulking tool



article no	width mm	weight g
1900002C	2	370
1900003C	3	410
1900004C	4	390
1900005C	5	520
1900006C	6	420
1900007C	7	500
1900008C	8	520
1900009C	9	520
1900010C	10	525
1900012C	12	540

## Knife



article no	length mm	blade mm	weight g
0731800C	180	80	75

## Knife strong pattern



article no	length mm	blade mm	weight g
0731801S	300	200	300

## Spatula flexible blade



article no	length mm	width mm	weight g
1390040C	210	40	75
1390050C	210	50	80
1390060C	210	60	95
1390080C	230	80	90
1390090C	230	90	115
1390100C	230	100	125

## Spatula stiff blade



article no	length mm	width mm	weight g
1400030S	210	30	110
1400040S	220	40	120
1400050S	220	50	150
1400060S	220	60	165
1400080S	240	80	190
1400090S	240	90	215
1400100S	240	100	240

### Scraper flexible blade



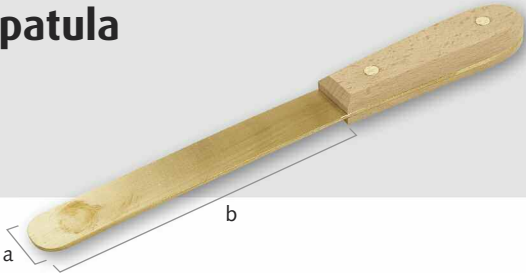
article no	length mm	width mm	weight g
7230000C	175	78	125

### Deck scraper with handle



article no	length mm	width mm	weight g
1360380S	380	38	780

### Spatula



article no	length mm	a mm	b mm	weight g
9991052S	260	25	150	85
9991053S	350	40	230	145
9991054S	490	50	355	275

### Spray booth scraper




article no	length mm	weight g
7140001S	235	450

### Deck scraper




article no	length mm	width mm	weight g
1360200S	200	22	210
1360255S	255	45	480
1360300S	300	50	570

### Flat scraper



article no	length mm	blade mm	weight g
1380200S	310	200	290

### Triangular scraper



article no	length mm	blade mm	weight g
1372000S	310	200	220

### Scraper optional with handle



article no	length mm	width mm	weight g
1310750S	220	75	580
1311000S	220	100	830
1311250S	220	125	880
1311500S	220	150	1020

### Ship scraper



article no	length mm	blade mm	weight g
1355000S	420	100 x 70	650

### Scraper concave optional with handle



article no	length mm	width mm	weight g
1321000S	240	100	900
1321500S	240	150	1350

### Hand style scraper with handle



article no	length mm	width mm	weight g
7150001S	480	95	620

### Rust scraper with handle



article no	length mm	width mm	weight g
1330600S	600	75	530
1330800S	800	75	620
1331000S	1000	75	740
1331200S	1200	75	1160

## Brick trowel



article no	length mm	width mm	trowel- width mm	weight g
1390130S	335	130	215	350
1390135S	360	135	240	540

## Joint trowel



article no	trowelwidth mm	weight g
1390010S	10	113

## Plasters' trowel



article no	length mm	width mm	weight g
1390280S	280	120	810

## Scraper wide stiff blade



article no	length mm	width mm	weight g
7230012S	195	120	250
7230014S	195	140	270
7230016S	205	160	300
7230018S	205	180	350

## Pointed trowel



article no	trowelwidth mm	weight g
1390160S	160	180

## Pick scraper




article no	length mm	weight g
1344800S	480	1200

## Scraper, floor optional with handle




article no	length mm	width mm	weight g
1341500S	170	150	720

## Deck scraper



article no	width mm	length mm	weight g
1310075S	75	150	500
1310125S	125	235	800



## BRUSHES & SCRUBBERS

**Wire brush**  
tin bronze wire  
curled




article no	length mm	rows	weight g
1750030S	350	3	190
1750040S	350	4	210
1750050S	350	5	190

**Scrubbing broom**  
round wire



article no	dimension	weight g
1752450S	220 x 60 x 25	480

**Brush**  
tin bronze wire  
curled



article no	length mm	width mm	weight g
1761800S	180	70	300

**Wheel brush**  
tin bronze wire  
curled



article no	drive-Ø mm	Ø mm	weight g
1770150S	22,2	150	520

**Brush, spark-plug cleaning**  
round wire



article no	length mm	weight g
1761900S	145	25

**Cup brush**  
tin bronze wire  
curled



article no	drive-Ø mm	Ø mm	weight g
1780150S	22,2	125	700

**Brush, tube**  
wire curled



article no	length mm	weight g
1790320S	300	42

**Handbroom**  
tin bronze wire  
curled




article no	length mm	weight g
1750007S	310	320

**Broom**  
round wire



article no	dimension	weight g
1753000S	310 x 55 x 150	1500

**Handbrush**  
tin bronze wire  
curled



article no	length mm	rows	weight g
1750008S	290	3	110
1750009S	290	4	130
1750010S	290	5	150

**Brush end**  
wire curled



article no	Ø mm	length drive mm	drive Ø
1750006S	26	25	6

**Rubber pusher**  
made of wood  
with handle



article no	length mm	weight g
1210735S	600	300








**HATCHETS, SHOVELS,  
SPADES, PICKS & FORKS**

## Hoe



article no	length mm	width mm	weight g
7160001S	950	120	2300

## Firemens' axe

- similar DIN 14900 -



article no	length mm	weight g
7170000S	800	2600

## Hatchet



article no	length mm	weight g
1451000S	450	1300
1451500S	450	1500

## Firemens' hatchet made of CUBE with fiberglass handle



article no	length mm	weight g
1450900C	400	900

## Axe



article no	length mm	weight g
1467500S	750	1600
1469000S	900	2200

### Hand pick



article no	length mm	width mm	weight g
7170001S	380	225	1000

### Miners' pick optional with handle



article no	length mm	weight g
7190001S	400	2200

### Firemens' hook

- similar DIN 14851 -



article no	length mm	width mm	weight g
7180001S	380	176	1800

### Pick with handle



article no	length mm	width mm	weight g
1265600S	950	650	4100


### Railroad pick with handle

- similar DIN 20109 -




article no	length mm	width mm	weight g
1255801S	800	400	2150
1255802S	950	500	3500
1255800S	950	550	4000

## Edging spade



article no	b	length	L mm	form of handle	weight g
1521160S	180	1250	260	T	3500
1521161S	180	1250	260	D	3650

## Square point shovel



article no	b	length	L mm	form of handle	weight g
1501280S	240	1400	400	straight	1950
1501281S	240	1150	400	D	1950

## Folding spade



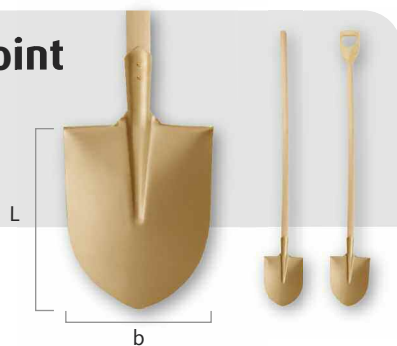
article no	b	length	L mm	weight g
1521260S	180	740	320	1300

## Scoop shovel



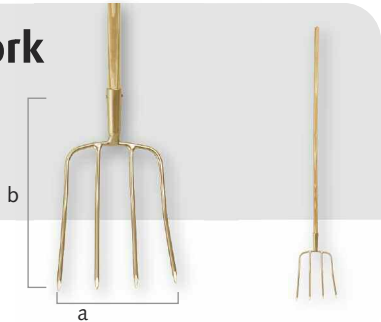
article no	b	length	L mm	weight g
1510540S	180	540	220	720

## Round point shovel




article no	b	length	L mm	form of handle	weight g
1531250S	260	1400	340	straight	1850
1531251S	260	1150	340	D	1850

### Manure fork with handle




article no	a x b mm	length mm	weight g
1511600S	230 x 330	1600	1640

### Rake with handle



article no	length mm	a mm	weight g
1511200S	1600	360	1530

### Garden fork with handle




article no	a x b mm	length mm	weight g
1511000S	180 x 290	1000	1265

### Hedge shears



article no	bladelengh mm	weight g
0001001C	300	1400

### Hay fork with handle



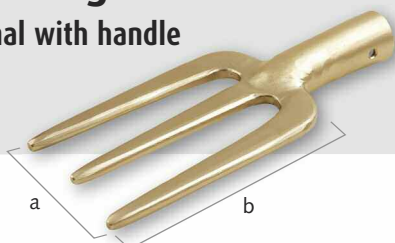
article no	a x b mm	length mm	weight g
1511100S	180 x 290	1600	1280

## Reaping hook



<i>article no</i>	<i>length mm</i>	<i>weight g</i>
0001002S	250	800

## Fork for guncotton optional with handle




<i>article no</i>	<i>a x b mm</i>	<i>length mm</i>	<i>weight g</i>
1511300S	90 x 140	200	600
1511400S	150 x 250	370	1305



## WEDGES & BARS



## Flange wedge




article no	L x B x H mm	weight g
1860010S	80 x 15 x 6	40
1860011S	90 x 50 x 10	200
1860001S	100 x 50 x 10	210
1860006S	105 x 19 x 13	100
1860002S	150 x 25 x 13	215
1860003S	150 x 30 x 13	280
1860007S	150 x 38 x 19	400
1860004S	150 x 40 x 13	425
1860012S	180 x 32 x 13	300
1860013S	180 x 50 x 10	400
1860008S	180 x 50 x 19	700
1860014S	200 x 38 x 25	900
1860015S	200 x 38 x 41	1300
1860009S	200 x 40 x 40	1380
1860016S	200 x 50 x 19	800
1860017S	215 x 50 x 32	1400
1860005S	230 x 40 x 20	1000

## Wedge with hole




article no	L x B x H mm	hole-Ø mm	weight g
1851000S	100 x 30 x 15	6	220

## Space-wedge




article no	L x B x H1 x H2 mm	weight g
1861002S	250 x 50 x 5 x 1,5	200

## Nosekey



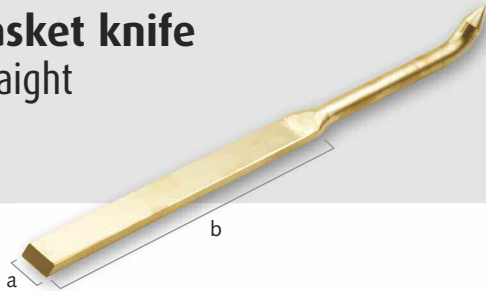
article no	dimensions mm					weight g
	a	b	c	d	e	
9991034S	340	20	40	20	20	2600
1861001S	340	30	40	20	20	2800
1861000S	400	30	40	40	15	3500

## Stone wedge



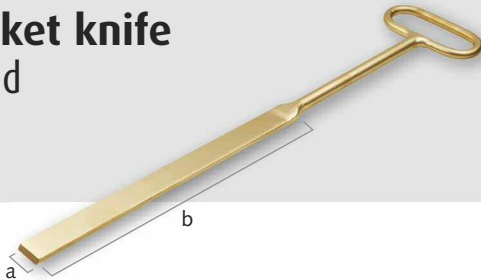
article no	form mm L x b	weight g
7120001S	120 x 44	1100
7120002S	150 x 45	1400
7120003S	190 x 47	2000
7120004S	240 x 50	3000

### Gasket knife straight



article no	length mm	a mm	b mm	weight g
7200001S	400	25	220	300

### Gasket knife round



article no	length mm	a mm	b mm	weight g
7200002S	690	30	400	1200
7200003S	1240	40	800	2000

### Nail puller



article no	length mm	● mm	weight g
1610300S	300	14	400
1610450S	450	19	1100
1610600S	600	19	1500
1610750S	750	22	2500
1610900S	900	22	3000

### Wrecking bar



article no	length mm	● mm	weight g
1613000S	300	14	400
1614500S	450	19	1100
1616000S	600	19	1500
1617500S	750	22	2500
1619000S	900	22	3000

### Pinch bar



article no	length mm	● mm	weight g
1600450S	450	19	1100
1600600S	600	19	1500
1600750S	750	22	2500
1600900S	900	22	3000
1601000S	1000	22	3300
1601250S	1250	27	6100
1601500S	1500	27	7300
1601800S	1800	30	11100
1602000S	2000	30	12300

## Pinch bar with point and edge



article no	length mm	Ø mm	weight g
1600001S	1000	30	6150
1600002S	1250	30	7700
1600003S	1500	30	9250
1600004S	1800	30	11100
1600005S	2000	30	12300

## Pinch bar with edge and ball



article no	length mm	Ø mm	weight g
1600011S	1000	30	6150
1600012S	1250	30	7700
1600013S	1500	30	9250
1600014S	1800	30	11100
1600015S	2000	30	12300

## Pinch bar with point and claw



article no	length mm	Ø mm	weight g
1600006S	1000	30	6150
1600007S	1250	30	7700
1600008S	1500	30	9250
1600009S	1800	30	11100
1600010S	2000	30	12300

## Pinch bar with point and ball



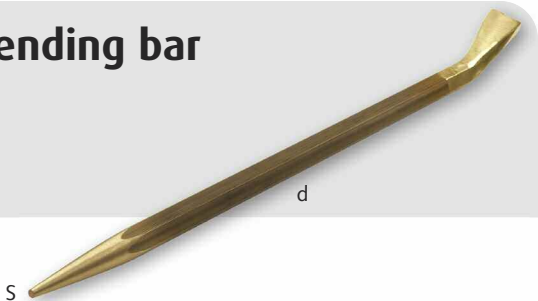
article no	length mm	Ø mm	weight g
1600016S	1000	30	6150
1600017S	1250	30	7700
1600018S	1500	30	9250
1600019S	1800	30	11100
1600020S	2000	30	12300

## Crowbar



article no	length mm	■ mm	weight g
1620650S	650	20 x 20	2000
1620800S	800	20 x 20	2700
1621000S	1000	20 x 20	3400
1621250S	1250	25 x 25	6200
1621500S	1500	25 x 25	7700

## Bending bar




article no	length mm	S mm	d ● mm	weight g
1632000S	200	5	19	660
1633000S	300	5	19	1000
1634000S	400	5	19	1300
1635000S	500	5	19	1600
1636000S	600	5	19	2000

## Crate opener



article no	length mm	weight g
7240001S	230	455

## Tyre levers



article no	length mm	weight g
1630200S	200	350
1630305S	300	470
1630400S	400	600
1630500S	500	770
1630600S	600	900

## Carbide drum opener



article no	length mm	weight g
0203000S	300	750

## Tyre levers heavy duty offset




article no	length mm	weight g
1630610S	600	1000

## Barrel hook



article no	length mm	max kg	weight g
0920600S	1060	600	3800





## OTHER HANDTOOLS

## Hack saw frame



article no	length mm	hack saw blade mm	weight g
1100680S	560	300	900

## Hand saw



article no	length mm	weight g
1100681C	370	500

## Hack saw blade for hack saw frame



article no	length mm	weight g
1110300C	300	30

## Hand saw heavy duty



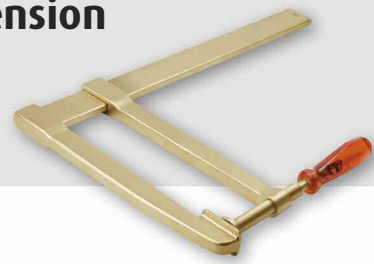
article no	length mm	weight g
9991024C	700	770

## Pipe cutter



article no	length mm	max Ø mm	weight g
77100005	430	50	2500

## Deep tension clamp




article no	length mm	throat depth mm	weight g
18000025	480	250	3700

## Clamp




article no	length mm	throat depth mm	weight g
18001805	180	80	3160
18002505	250	120	4230
18004305	430	270	13500

## Parallel vice



article no	jaw width mm	spread mm	weight g
15600905	90	100	6500
15601255	125	130	15500
15601505	150	150	26500
15601705	170	170	27400

## Tension-clamp



article no	length mm	throat depth mm	weight g
18000015	480	130	2100

## Bucket



article no	content l	material	weight g
72100015	10	brass	1460
72100025	12	aluminium	740



## Flat file



article no	length mm	cut	weight g
1701265C	265	1	330
1703265C	265	3	330

## Pocket-caliper made of brass




article no	nonius	length mm	weight g
2110000S	1/20 mm	150	165

## Halfround file



article no	length mm	cut	weight g
1711260C	260	1	340
1713260C	260	3	340

## Pocket-caliper made of plastic



article no	nonius	length mm	weight g
2100000S	1/20 mm - 1/128	235	135

## Round file



article no	length mm	cut	weight g
1721260C	260	1	175
1723260C	260	3	175



## SPECIAL ARTICLES

## Screwdriver bits slot



article no	size mm	weight g
1264045C	4,5	5
1264065C	6,5	8
1264080C	8,0	10

## Screwdriver bits PH



article no	size	weight g
1264001C	PH 1	5
1264002C	PH 2	8
1264003C	PH 3	10
1264004C	PH 4	13

## Screwdriver bits 6-point



article no	size mm	weight g
1264030C	3	4
1264040C	4	5
1264050C	5	5
1264060C	6	7
1264070C	7	7
1264100C	10	9

## Screwdriver bits profile



article no	size	weight g
1264101C	T 10	5
1264102C	T 15	10
1264103C	T 20	20
1264104C	T 25	30
1264105C	T 27	35
1264106C	T 30	40
1264107C	T 40	55

## Shackle



article no	dimensions mm	weight g
1810002C	30 x 40	100
1810003C	37 x 78	150

## Securing for hammers



article no	for weight
9991016S	up to 2 kg
9991017S	2-6 kg

## Hearing needle



article no	length mm	Ø mm	weight g
1810006C	250	6	85
1810007C	300	8	150
1810008C	400	7	160
1810009C	500	10	335

## Hearing needle with ball end



article no	length mm	Ø mm	weight g
1810005C	500	6	130

## Needle




article no	length mm	Ø mm	weight g
1810004C	180	3	15

## Tweezer made of plastic




article no	length mm	weight g
0731110S	100	15

## Tweezer neat



article no	length mm	weight g
0731111S	150	30

## Tweezer flat nose



article no	length mm	weight g
0731112S	100	30

## Flange spreader



article no	a	b	c	d	length mm	weight g
18600185	60	60	40	46	300	7200

## Draw knife



article no	length mm	cut width mm	weight g
72400045	650	250	1500

## Manual portable oil pump



article no	length mm	weight g
99910575	1350	5000

## Drill bit




article no	length mm	Ø mm	weight g
9991060C	100	6	20
9991061C	120	7	30
9991062C	140	8	50
9991063C	160	9	75
9991064C	180	10	100
9991065C	200	11	120
9991066C	220	12	170
9991067C	240	13	220
9991068C	260	14	280
9991069C	280	15	360
9991070C	300	16	440
9991071C	300	17	500
9991072C	320	18	600
9991073C	320	19	700
9991074C	330	20	800

## Drill bit set 15pcs



article no	content	weight g
9991075C	6/7/8/9/10/11/12/13/ 14/15/16/17/18/19/20 mm	4000

## Hydraulic palett truck



article no

**9991081S**

load capacity approx. 2000 kg  
length of gabs approx. 1100 mm  
length of guide bar approx. 1250 mm

weight g

120000

## Chain hoist



article no

lifting capacity in tons

weight g

<b>9991018S</b>	0,5	2 chains à 2,5 m	10200
<b>9991019S</b>	1,0	2 chains à 2,5 m	13600
<b>9991020S</b>	1,5	2 chains à 2,5 m	15600
<b>9991021S</b>	2,0	2 chains à 2,5 m	22000
<b>9991022S</b>	3,0	2 chains à 3 m	23600
<b>9991023S</b>	5,0	2 chains à 3 m	36000
<b>9991055S</b>	10,0	2 chains à 3 m	68500
<b>9991056S</b>	16,0	2 chains à 3 m	187000





**FLASH LIGHTS**

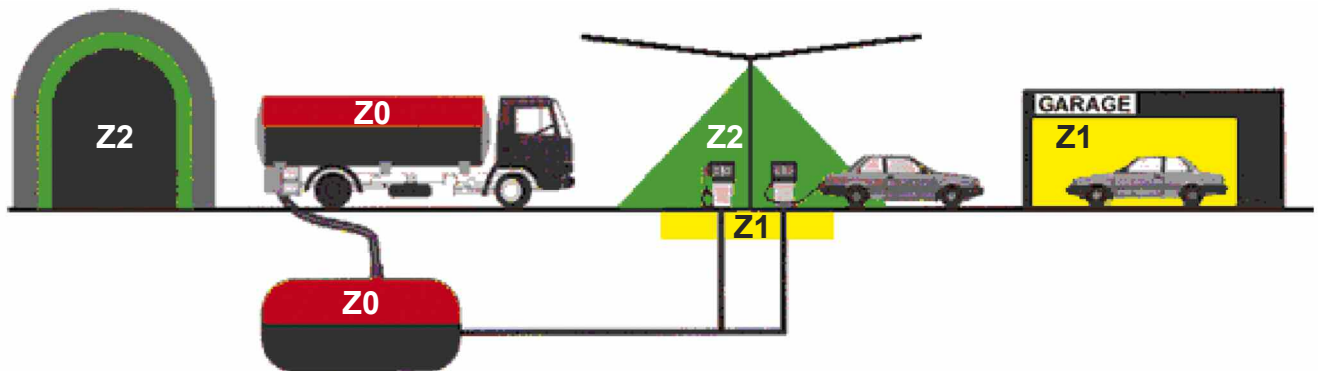


## Infos for Ex-protection

Explanation of the EX-characterization e.g. for 4AA-ES in Zone 1:

CE	Sign for the declaration of conformity of the supplier for the marked of the European Union
Ex	Ex in hexagonal means "explosion-proof"
II	Stands for ATEX-group II = for the mission outside of mines
2	Stands for ATEX-group 2 (Zone 1) = normal operating condition
G	Tested for gases and smokes
D	Tested for dusts
Ex	For the new European standards tested apparatus for the use in explosive atmospheres
e	Stands for increased safety: The beginning of sparks, arcs or incorrect temperatures, which can act as ignition source, is avoided by additional action and an increased grade of safety
ib	Stands for intrinsic safety: The operating material which is used in explosion areas only have intrinsically circuits. A circuit is intrinsically, if a spark and no thermic effect appears, which can cause the spark ignition of a specified explosion atmosphere.
IIC	Gas-group (in this case "acetylene & hydrogen")
T4	T (1, 2, 3, 4, 5, 6) is the temperature class of the lamp accordingly the maximum surface temperature of the reflector: T1 = 450° C, T2 = 300° C, T3 = 200° C, T4 = 135° C, T5 = 100° C, T6 = 85° C

## Zone-definition



<b>Zone 0</b>	Danger of explosion is steadily or for long period existing, e.g. in the inside of gas tanks	<b>In this zone you don't stay</b>
<b>Zone 1</b>	Danger of explosion can happen (10 to 1000 hours a year), e.g. in the near of filling hatch	<b>e.g. chemical industry</b>
<b>Zone 2</b>	Danger of explosion can happen only in exceptional cases, e.g. manufacturing rooms in chemical industry	<b>Normal operating condition</b>

## Torch UK 2AAA Penlight ATEX



Small, handy pen torch. Ideal for maintenance and inspection work wherever explosion protection is required. This small and lightweight torch can be carried in your pocket like a ballpoint pen using the clip attached to the housing, and is therefore ready for use at all times.

The lamp is available with a xenon or LED bulb. The xenon technology provides excellent luminance, and the LED version will provide light for an extremely long time with one battery charge.

Both lamps are available with a rotating head switch or a rear switch. The rear switch ensures that the lamp can also be operated one-handed.

### Features:

- 100% waterproof and dust-tight
- Extremely bright xenon bulb in pre-focussed quality reflector
- Rear switch or rotary head switch
- Complies with CENELEC (CE) requirements
- EEx-tested (Ex) in accordance with the latest European (ATEX) standards
- Explosion protection class: II 2G Ex ib e IIC T5

### Technical data:

Alkaline batteries: 2 x AAA  
Luminance: 12 lumen  
Operating: 1.5-2 hrs.  
Dimensions: 120 x 17 x 15 mm  
Scope of delivery: Lamp with batteries, on blister

article no	item	weight g
9219070S	With rotary head switch, neon yellow	42
9219080S	With rear switch, neon yellow	42
9219020S	Spare reflector	5
9219005S	Optical fibre attachment	20
9241002S	Battery AAA/Micro/LR03	15

## Torch UK Mini Pocket Light



Extremely small and handy torch for keeping in your trouser pocket or on a key ring. Ideal for maintenance and inspection work, even if explosion protection is required. This small and lightweight torch can be attached to the peak of your cap, for example, using the provided clips, and will illuminate your working area without you having to use your hands.

The lamp is available with a xenon or LED bulb. The xenon technology provides excellent luminance and is ATEX certified, and the LED version will provide light for an extremely long time with one battery charge.

Both lamps can be switched on and off using the rotary head switch.

### Features:

- 100% waterproof and dust-tight
- Extremely bright xenon bulb in pre-focussed quality reflector
- Rotary head switch
- Complies with CENELEC (CE) requirements
- EEx-tested (Ex) in accordance with the latest European (ATEX) standards
- Explosion protection class: II 2G Ex ib e IIC T5

### Technical data:

Alkaline batteries: 2 x AAA  
Luminance: 12 lumen  
Operating: 1.5-2 hrs.  
Dimensions: 75 x 26 x 15 mm  
Scope of delivery: Lamp with batteries, key ring, belt clip on blister

article no	item	weight g
9219045S	Xenon pocket light, neon yellow	37
9219020S	Spare reflector	5
9219005S	Optical fibre attachment	20
9241002S	Battery AAA/Micro/LR03	15

## Headlamp UK 3AAA LED ATEX VIZION [i]



Revolutionary new headlamp concept from UK. The removable and individually usable insert is the special highlight of this new lamp. The lamp can be used in three modes using a rotating filter: focussed, diffused and red light. The module can be used individually when working in difficult areas or used as a tent lamp or reading lamp. The lighting duration is extremely long at 150 hrs, which is achieved using a special method that utilises the heat of the LED lamp to preserve the battery. This also improves operation at extremely low temperatures. The lamp can be switched in two stages.

The extremely large switch can even be properly operated wearing thick gloves. The angle of the lamp on the head can also be properly adjusted using a large knob.

In order to secure the lamp to a helmet easily and securely, the lamp is equipped with a head band made from special rubber. The rubber ensures that the head band cannot slip off a smooth surface such as helmets, but remains firmly anchored.

### Features:

- White high-performance LED
- 100% waterproof and dust-tight up to 10 m
- 150 hours of constant brightness using the special electronics
- Rubberised on/off switch
- Complies with CENELEC (CE) requirements
- EEx-tested (Ex) in accordance with the latest European (ATEX) standards
- Explosion protection class: II 2G EX e ib IIC T4 / II 2D Ex ibD 21 T 98°C

### Technical data:

Alkaline batteries: 3 x AAA

Luminance: 42 lumen

Operating: 150 hrs.

Dimensions: 74 x 37 x 46 mm

Scope of delivery: Headlamp with batteries, on blister

article no	item	weight g
9219569S	Vizion, black	110
9219561S	Vizion, neon yellow	110
9241002S	Battery AAA/Micro/LR03	15

## Work light UK 300 ATEX



The compact high-performance xenon work light with pressure relief valve that can withstand any professional requirement

The almost unbreakable plastic housing has a sprung and non-slip belt and jacket clip for quick and secure attachment to work clothing. A steel karabiner ring and a hand strap with fastener are also provided.

### Features:

- rotating head switch
- Waterproof up to 3 m, and dust-tight
- Robust ABS housing
- Extremely bright xenon bulb in pre-focussed quality reflector
- Pressure compensation valve
- Non-conductive
- Corrosion resistant
- EEx-tested (Ex) in accordance with the latest European (ATEX) standards
- Explosion protection class: II 2G Ex ib IIB T5

### Technical data:

Alkaline batteries: 3 x C

Luminance: 53 lumen

Operating: 4-6 hrs.

Dimensions: 191 x 54 x 49 mm

Scope of delivery: Lamp with batteries, in box

article no	item	weight g
9219265S	UK 300, neon yellow	500
9241010S	Battery C/Baby/LR14	67

## Helmet and work light UK 3AA eLED CPO



The new high-end model from the UK 3AA model series. This lamp has all of the newly-developed technical features such as CPO (Compound Path Optics) and TRS (Thermal Recovery System).

**Advantage of the (CPO) Compound Path Optics:** Extremely efficient reflector technology in a confined space. The light of the extremely bright high-performance LED, which exits from the front, is first reflected back by a mirrored lens and then exits as a concentrated beam of light after being bundled by the reflector. Unwanted diffused light is therefore reduced to an absolute minimum. The spot remains clearly defined, but large enough to provide visibility in any situation.

**Advantage of the (TRS) Thermal Recovery System:** Modern high-performance LED's lose power as they become hotter. On the other hand, the performance of the batteries deteriorates as the temperature drops. UK has now transformed these two characteristics into a positive effect with the Heat Recovery System. The system ensures that the heat that is given off by the LED is led to the batteries. The result: the light output of the LED's remains at the maximum level even for long periods, and the duration of use with batteries is increased by up to 10%! This is the most powerful lamp in the UK 3AA product range, with luminous power of 110 lumen.

The lamp is equipped with a rubberised rear switch that is easy to operate with your thumb. In combination with its extremely bright light, this also makes the lamp an interesting alternative for security forces. Of course, this lamp also has the option of switching on and off by rotating the top of the lamp.

### Features

- White high-performance LED
- 100% waterproof and dust-tight up to 3 m
- LED life time approx 10.000 hrs
- Rubberised on/off switch
- Conductive
- Corrosion resistant
- Complies with CENELEC (CE) requirements
- EEx-tested (Ex) in accordance with the latest European (ATEX) standards
- Explosion protection class: II 2G Ex eib IIC T6 / II 2D Ex ibD 21 T61°C

### Technical data

Alkaline batteries: 3 x AA  
Luminance: 110 lumen  
Operating: 6-8 hrs.  
Dimensions: 135 x 40 x 35 mm  
Scope of delivery: UK 3AA CPO TS/ES on blister card, with 3 AA batteries (Mignon)

article no	item	weight g
92220625	UK 3AA eLED CPO TS, rear switch, black with reflective stripes	154
92220685	UK 3AA eLED CPO ES, front switch, black with reflective stripes	154
92410065	Battery AA/Mignon/LR06	20

## Helmet and work light UK 4AA eLED CPO



The new high-end model from the UK 4AA model series. This lamp has all of the newly-developed technical features such as CPO (Compound Path Optics) and TRS (Thermal Recovery System).

**Advantage of the (CPO) Compound Path Optics:** Extremely efficient reflector technology in a confined space. The light of the extremely bright high-performance LED, which exits from the front, is first reflected back by a mirrored lens and then exits as a concentrated beam of light after being bundled by the reflector. Unwanted diffused light is therefore reduced to an absolute minimum. The spot remains clearly defined, but large enough to provide visibility in any situation.

**Advantage of the (TRS) Thermal Recovery System:** Modern high-performance LED's lose power as they become hotter. On the other hand, the performance of the batteries deteriorates as the temperature drops. UK has now transformed these two characteristics into a positive effect with the Heat Recovery System. The system ensures that the heat that is given off by the LED is led to the batteries. The result: the light output of the LED's remains at the maximum level even for long periods, and the duration of use with batteries is increased by up to 10%! This is the most powerful lamp in the UK 4AA product range, with luminous power of 130 lumen.

The lamp is equipped with a rubberised rear switch that is easy to operate with your thumb. In combination with its extremely bright light, this also makes the lamp an interesting alternative for security forces. Of course, this lamp also has the option of switching on and off by rotating the top of the lamp.

### Features

- White high-performance LED
- 100% waterproof and dust-tight up to 3 m
- LED life time approx 10.000 hrs
- Rubberised on/off switch
- Conductive
- Corrosion resistant
- Complies with CENELEC (CE) requirements
- EEx-tested (Ex) in accordance with the latest European (ATEX) standards
- Explosion protection class: II 2G Ex eib IIC T4 / II 2D Ex ibD 21 T98°C

### Technical data:

Alkaline batteries: 4 x AA  
Luminance: 130 lumen  
Operating: 8-10 hrs.  
Dimensions: 157 x 40 x 35 mm  
Scope of delivery: UK 4AA CPO TS/ES on blister card, with 4 AA batteries (Mignon)

article no	item	weight g
92195165	UK 4AA eLED CPO TS, rear switch, black with reflective stripes	180
92195175	K 4A eLED CPO ES, front switch, black with reflective stripes	180
92410065	Battery AA/Mignon/LR06	20

## Helmet and work light UK 4AA EN Xenon



Basic configuration. Low-cost, reliable xenon technology for good light output and rotating head switch for switching on and off. Pure functionality. Nothing else!

**Technical data:**

**Luminance:** 38 lumen  
**Operating:** 4-5 hrs.  
**Dimensions:** 157 x 40 x 34 mm  
**Explosion protection class:** II 2G EX e ib IIC T4  
 II 2D Ex ibD 21 T 98° C

**Scope of delivery:** UK 4AA-EN on blister card with 4 AA batteries (Mignon)

article no	item	weight g
9222036S	EN Xenon, neon yellow	154
9222042S	Spare reflector UK4AA ES/EN/ET	10
9241006S	Battery AA/Mignon/LR06	20

## Holster for UK 3AA and 4AA



article no	item	weight g
9219130S	EN Xenon, neon-yellow	50

## Helmet and work light UK 4AA eLED Zoom S/T



The new improved version of the well-tried UK 4 AA eLED Zoom. Additional light efficiency by means of a much-improved high-performance LED and the improved explosion protection class emphasise this product's claim to be the standard in its performance class.

The UK 4 AA eLED Zoom can now be ordered with either the well-tried front switch or the new rear switch (model T). This makes it an excellent lamp for security forces. Of course, this lamp also has the option of switching on and off by rotating the top of the lamp.

**Technical data:**

**Luminance:** 90 lumen  
**Operating:** 10.5 hrs.  
**Dimensions:** 172 x 40 x 37 mm  
**Explosion protection class:** II 2G EX e ib IIC T4  
 II 2D Ex ibD 21 T 98° C

**Scope of delivery:** UK 4 AA eLED Zoom S/T on blister card with 4 AA batteries (Mignon)

article no	item	weight g
9222002S	eLED Zoom S, front switch, neon yellow	180
9222008S	eLED Zoom T, rear switch, neon yellow	180
9222014S	Spare reflector	25
9241006S	Battery AA/Mignon/LR06	20

## Universal helmet clip



3-piece plastic holder, suitable for the majority of helmets, many adjusting facilities, in blister pack, made in USA.

article no	weight g
9219125S	60

## UK 4AA ES/ET Xenon



The best seller. The most frequently sold and widely used helmet lamp. Low-cost, reliable xenon technology for extremely good light efficiency. This light now also has improved explosion protection and an optional rear switch (ET model).

Of course, both the rear switch and the front switch version can also be switched on and off using the rotating head. With individual lettering on request.

### Technical data:

**Luminance:** 38 lumen  
**Operating:** 4-5 hrs.  
**Dimensions:** 157 x 40 x 34 mm  
**Explosion protection class:** II 2G EX e ib IIC T4  
 II 2D Ex ibD 21 T 98°C

**Scope of delivery:** UK 4AA-ES/ET on blister card with 4AA batteries (Mignon)

article no	item	weight g
9222020S	ES, front switch, neon yellow	154
9222026S	ET, rear switch, neon yellow	154
9222042S	Spare reflector UK4AA ES/EN/ET	10
9241006S	Battery AA/Mignon/LR06	20

## HAND SPOT LIGHT Eisemann HS 4 Ex



The portable lamp of line HS 4 Ex are explosion-proof and electrical equipment and serve for illumination of shops and offices of a factory and storages in areas of zone 1 and 2 where there is a danger of explosion. They can be used inside or outside.

### Features:

- Robust impact resistant polyamide housing
- Portable lamp for use in zones 1 and 2
- Explosion proof to II 2 G EEX ib e IIC T4
- Snap-on with eye
- Maintenance free lead-acid battery
- Increased, folding handle
- Microprocessor controlled charging technology with battery indicator
- With powerful halogen bulb
- Thread breakage detection (automatic switchover to economy lamp)
- Save of deep discharge
- Flashlight with head lamp
- Possible outside the hazardous area emergency light charger

### Technical data:

**Luminance:** 9500 cd  
**Main lamp:** halogen 4V, 2W, 500 mA, E10  
**Saving lamp:** bulb 3.7 V, 1.1 W, 300 mA, E10  
**Battery:** Lead-acid battery, maintenance free, 4V, 3.5 Ah  
**Operating time:** approximately 6-7 hours  
**Dimensions:** 104 x 72 x 320 mm

### Scope of delivery:

- 1 x portable lamp HS 4Ex
- 1 x charger
- 1 x battery
- 1 x each orange and colorless prism-Washers
- 1 x cable 230V
- 1 x cable 12/24

article no	item	weight g
9219261S	HS4 Ex with battery and charger	2300

## Responder RA handlamp



The design of this battery-powered and explosionprotected portable lamp makes it a unique tool during operations.

The RA responder can be optionally operated with a rechargeable 4.8 V NiCad battery pack or with four alkaline C batteries (Baby) – providing unique flexibility. The Responder RA provides more than two hours of light with the battery pack, with a charging time of two hours using the QuickCharger II, which is included in the scope of delivery. An additional five hours of light are available with battery operation.

No risk of overcharging: The intelligent charging station continuously monitors the charge level of the batteries. The lamp can therefore be kept in the charging as an independent tool. The QuickCharger II charging station includes a spare NiCad battery pack as well as the lamp. The charging system is microprocessor-controlled, and has an LED status indicator.

The robust plastic casing is water spray protected and extremely tough. It can withstand falls from heights of up to 10 m without sustaining damage. With the aid of the sturdy stainless steel jacket clips on the rear of the casing, the lamp can be simply secured to clothing during operations. This keeps the hands free. The lamp head contains two additional spare bulbs. This ensures that you always have a backup if the lamp fails.

### Features:

- Robust, indestructible, shockproof and water spray proof nylon housing
- Sturdy jacket and belt clip on rear of casing
- Can be operated with rechargeable battery pack or batteries
- Explosion protection zone I: II 2 G EEx ib e IIB T3
- Two spare bulbs in lamp head
- Universal charger 12/24/230 V
- Spare rechargeable battery pack (optional) can be charged in charger simultaneously
- Extremely good price/performance ratio

### Scope of delivery:

- 1 x Responder RA portable lamp
- 1 x NiCad rechargeable battery pack
- 1 x QuickCharger II universal charger 12/24/230 V
- 2 x spare bulbs in lamp head

### Technical data:

- Luminance:** 45,000 Candela
- Rechargeable batteries:** NiCad 4.8 V, 1.6 Ah
- Bulb:** Halogen
- Weight:** 450 g (incl. rechargeable batteries)
- Dimensions head/D/H:** 77 Ø x 70 x 175 mm

article no	item	weight g
92124405	Responder RA with rechargeable battery and charger	1325
92124465	Responder RA with rechargeable battery without charger	500
92124485	Responder RA with alkaline batteries	500
92124445	Spare rechargeable battery pack	250
92124425	Quick Charger II for a Responder RA	875
92124495	Charging array for four Responder RA's	5500



## TOOL CASES & TOOL SETS



## Tool boxes made of Polypropylen\*

(without content)



article no	H x B x T mm	accessories	weight g
9282020S	170 x 425 x 215	dividing wall	1400
9282021S	190 x 475 x 240	6 inserts	1600
9282022S	250 x 475 x 240	6 inserts 2 drawer	2100
9282023S	230 x 540 x 295	7 inserts, dividing walls 2 integrated handle	2200
9282024S	290 x 540 x 295	7 inserts, dividing walls 2 drawers	2500
9282025S	260 x 620 x 310	10 inserts, dividing wall	3000
9282026S	320 x 620 x 310	10 inserts, dividing wall 4 drawers	3300

## Machinist' tool kit

(without picture)

article no	content	weight g
7250005S	1 x Double open end wrench set 6-32 mm 1 x Adjustable end wrench 250 mm 1 x Adjustable end wrench 300 mm 1 x Combination Plier 200 mm 1 x Waterpump plier 250 mm 1 x Swedish plier 1.1/2" 1 x Diagonal cutting plier 165 mm 1 x Machinist' hammer 500 g 1 x Machinist' hammer 1000 g 1 x Flat chisel 200 mm 1 x Flat chisel 300 mm 1 x Screwdriver 4,5 x 100 mm 1 x Screwdriver 8 x 150 mm 1 x Cross slot screwdriver PH 1 1 x Cross slot screwdriver PH 2 1 x Spatula flexible blade 50 mm 1 x Wire brush 4-rows in tool box made of Polypropylen 260 x 620 x 310 mm	14000

## HAZMAT tool kit

(without picture)

article no	content	weight g
7250007S	1 x Wire brush 4-rows 1 x Crate opener 1 x Claw hammer 500 g 1 x Knife, strong pattern 1 x Spatula stiff blade 50 mm 1 x Waterpump plier 300 mm 1 x Longnose plier 180 mm 1 x Combination plier 200 mm 1 x Deck scraper with handle 380 mm 1 x Spray booth scraper 1 x Screwdriver 8 x 150 mm 1 x Cross slot screwdriver PH 3 1 x Tin snip 1 x Adjustable end wrench 200 + 300 mm 1 x Adjustable pipe wrench 385 mm 1 x Universal bung wrench in plastic bucket	9100

## Spray booth cleaning kit

(without picture)

article no	content	weight g
7250009S	1 x Spatula stiff blade 50+90 mm 1 x Spatula flexible blade 90 mm 1 x Flat scraper 200 mm 1 x Pick scraper 1 x Deck scraper 300 mm 1 x Spray booth scraper 1 x Scraper 100 mm 1 x Wire brush 4-rows in tool box made of Polypropylen 170 x 425 x 215 mm	4100

\*Polypropylen is a material, which is characterized of its small weight and its high resisting power. This material is UV-stable and break-proof and ideal for exposure for aggressive materials e.g. oil binder.

## Marine kit (without picture)

article no	content	weight g
<b>7250001S</b>	1 x Nail puller 900 mm 1 x Adjustable end wrench 250 mm 1 x Adjustable end wrench 300 mm 1 x Adjustable end wrench 380 mm 1 x Machinist' hammer 500 g 1 x Machinist' hammer 1000 g 3 x Scaling hammer 500 g 1 x Sledge hammer 2000 g 3 x Deck scraper 300 mm 3 x Scraper 100 mm 3 x Ship scraper 100 mm 1 x Screwdriver 10 x 200 mm 1 x Screwdriver 10 x 300 mm 2 x Square point shovel with D-handle 1 x Flat chisel 150 mm 1 x Flat chisel 250 mm 1 x Adjustable pipe wrench 300 mm 1 x Adjustable pipe wrench 385 mm in tool box made of wood 1300 x 900 x 280 mm	66000

## Fire brigade kit I (without picture)

article no	content	weight g
<b>7250002S</b>	1 x Firemens' axe 915 mm 1 x Hatchet 450 mm 1 x Flat chisel 250 mm 1 x Machinist' hammer 900 g 1 x Adjustable end wrench 300 mm 1 x Adjustable pipe wrench 460 mm 1 x Waterpump plier 250 mm 1 x Screwdriver 10 x 200 mm 1 x Tin snip 280 mm 1 x Railroad pick 2150 g 1 x Square point shovel with D-handle 1 x Crow bar 800 mm 1 x Sledge hammer 2000 g in tool box made of wood 260 x 620 x 310 mm	37000

## Fire brigade kit II (without picture)

article no	content	weight g
<b>7250003S</b>	1 x Adjustable end wrench 300 mm 1 x Adjustable pipe wrench 460 mm 1 x Machinist' hammer 600 g 1 x Flat chisel 200 mm 1 x Waterpump plier 250 mm 1 x Screwdriver 10 x 200 mm 1 x Hatchet 450 mm in tool box made of Polypropylen 260 x 620 x 310 mm	9000

## Spray booth kit (without picture)

article no	content	weight g
<b>7250004S</b>	1 x Claw hammer 500 g 1 x Scraper 100 mm 1 x Deck scraper 300 mm 1 x Spray booth scraper 1 x Screwdriver 10 x 200 mm 1 x Flat chisel 300 mm in tool box made of Polypropylen 170 x 425 x 215 mm	5000

## Technician's kit (without picture)

<i>article no</i>	<i>content</i>	<i>weight g</i>
<b>7250006S</b>	1 x Combination wrench 10 / 11 / 12 / 13 / 14 / 15 / 17 / 19 / 22 / 24 mm 1 x Double end box wrench 6 x 7 / 8 x 9 / 10 x 11 / 12 x 13 / 14 x 17 / 19 x 22 mm 1 x Hex key set 2 / 2,5 / 3 / 4 / 5 / 6 / 8 / 10 mm 1 x Combination plier 200 mm 1 x Diagonal cutting plier 165 mm 1 x Waterpump plier 250 mm 1 x Swedish plier 1.1/2" 1 x Adjustable end wrench 250 + 300 mm 1 x Machinist' hammer 500 g 1 x Sledge hammer 1000 g 1 x Screwdriver 6 x 100 / 8 x 150 mm 1 x Cross slot screwdriver PH 1 + PH 3 1 x Flat chisel 200 mm 1 x Cape chisel 6-point 200 mm 1 x Punch 5 x 120 / 10 x 160 mm 1 x Scissors 225 mm 1 x Knife strong pattern 1 x Spatula Stiff blade 50 mm 1 x Wire brush 4-rows <b>in tool box made of Polypropylen</b> <b>260 x 620 x 310 mm</b>	12700

## Technical information

### Use of non-sparking tools, their quality characteristics and the correct treatment

As well as the basic questions of the spark safety, as the use, the quality characteristics and the treatment of non-sparking tools, the most different and partial mistaken ideas exist.

The most important aspects should be stressed in the following, to show also the non-professionals an applicable picture of the potential dangers and their correct abatement. These are only practical advices. The more complicated physical and technological questions can not be answered here.

1. Different mixtures can end in explosions, through sparks, which can occur by beating usual steel tools; including primarily mixtures of air and carbon disulfide, hydrogen, acetylene, ethylene oxide, carbonic oxide and hydrogen sulphide.

To work against the availability of such creations the development of flammable sparks has to be avoided in every case. The use of non-sparking tools is a very good measurement for this, but not the only one. It has to be amended through other wise precautions.

Non-sparking tools, e.g. ENDRES-safety tools, are made of special alloys based of copper which do not make flammable sparks when beating or rubbing it. The tools are absolute sparkproof in all practical strains.

2. In very unfavourable circumstances also a non-sparking tool can produce indirectly flammable sparks. This is possible, if you are working on rusty steel surfaces. The danger becomes bigger as soon as a painting of aluminium is existent. The separation of spark building parts of metallic or mineral surfaces (e.g. cement) with a non-sparking tool happens the bigger the difference of the hardness between tool and treated material is.

The result is that non-sparking tools have to be made of less hard alloys; this demand finds its barrier in the using hardness of the different tool, which says that you can not surrender hardness by chisels; but a hammer, a wrench or a wrecking bar can be made of less hard material.

So the guide lines for ENDRES-safety tools producing come to an agreement.

3. Because you can not switch-off the danger of explosion only by using non-sparking tools, you also have to make other precautions to achieve safety. First of all rusty or with light alloy painted surfaces have to be sprinkled with a little bit of water or oil, if you did not abolished these rusts or paints before. You have to look for good air ventilation in the room. Also the use of a working tent against external influences can also be practicable. Boxes, accessories and pipelines have to be filled with protective gas in every case.

You also have to pay attention to nothing falls down which can cause sparks; as a precaution you should sprinkle the floor. Also your working clothes should not have any steel parts, especially no cleats, steel of heel or something like this. To achieve the best safety all these point have to be considered.

4. It is a characteristic of non-sparking tools that the basic materials are more sensitive than those of steel tools. The use have to be more accurately and gentle than usually. If attritions appear it is convenient to check up the tool in time.

Also every tool should be used only for that what it is made for. So a chisel should not be used as wrecking bar and a usual wrench should not be used as striking wrench.

ENDRES safety tools demand only small precautions by reworking. Regrinding should be made wet to avoid losing the hardness.

Non-sparking tools made of copper-beryllium, e.g. spatulas, screwdrivers, pliers, etc. are not allowed to be grinded the same way as usual steel tools. Heating above 250°C should be avoided as the using characteristic will be lost and the tool only has the hardness of copper, which means that it can not be used any more. Because of this these tools should be grinded only wet.

The wet grinding prevents the breathing of dust and smokes of copper-beryllium, which could cause sanitary problems. In usual use the tools made of copper-beryllium are not dangerous.

An accurate consideration of all these advices advises for every user of non-sparking tools in their own interest because only then the biggest safety can be reached and a long life of the tools can be ensured.

## Aftertreatment

To rework Endres Safety Tools correctly and with success you have to check first of which metal alloy the tool is made.

Tools made of Special-Bronze are yellowish coloured (differences on the surface because of the atmosphere's influence, chemicals and heatings are possible). Tools made of Copper-Beryllium are more reddish coloured and stamped with "CuBe" on the surface.

1. Endres Tools can be resharpen with forging, welding and with cutting remove.  
Those aftertreatments should be better done in our company because the tools have to get a hardness test or heat-treatment.
  - a) Forging usually happens between 785°C and 900°C; the best temperature for this is 880°C. These temperature limits have to be noticed exactly. The tools have to dry slowly in the air and not with deterring.
  - b) Welding on or welding for repair happens with the addition of same material.
  - c) Also by cutting remove no special precautionary measurements have to be kept. Therefore you can use the same tools and machines which you use for conventional tools made of steel. Regrind working should happen with very good cooling (e.g. water).
2. Endres Tools made of CUBE should be resharpen with a lot of care. The smoke and the dust are toxic and carcinogenic. Also, copper loses its quality if it is heated up with too high temperature and could have only properties of usual copper if it is heated up too much. You have to cool down the material carefully and you should avoid to get a heating over 250°C. If you always keep the material wet when you sharpen it, there will be no danger. If it is possible you always have to wear a dust-mask and gloves and you should avoid contact with skin and eye. Another important point is, that CUBE, if it is overheated, can lose its alloying attributes!  
After this its attributes would be the same like general copper!
  - a) Afterforging of tools made of CUBE can not be recommended, because forging needs to have longtime operating experience in additional softening treatment. Please ask us if forging is realizable in specific case
  - b) By machining, especially by forging, you have to cool down really carefully, and you have to avoid in every case heating over 250°C. The cutting tools have to have a chip angle of approx. 0°, as long as the treatment is done in hardened condition.

### **Important advice for afterforging of Endres tools made of copper-beryllium (CUBE):**

Beryllium is one of the materials which fall under the ordinance on toxic working materials!

This is especially to be related on dusts and smokes which can be produced during melting, grinding and welding.

There is no danger, if you do the grinding wet!

If this is not possible in some exceptional cases, there are some actions needed:

1. **don't inhale the dust (use a mask)**
2. **avoid contact with skin and eyes**
3. **wear protective clothing**
4. **at dust- and smoke emission, wear an effective gas mask**

## LOGLIFE GUARANTEE

ENDRES TOOLS contain a longlife guarantee against mistakes in material and producing!

This guarantee does not include damages caused by an improper handling. We reserve the right to any changes in material, workmanship and design without notice.

## General terms and conditions of sale and delivery

### 1. General

- a The following general terms and conditions of sale and delivery apply to all current and future deliveries. All other conditions have to be confirmed in written form by u
- b Telegraphic, telephonic or oral additions, amendments or supplementary agreements will only take effect if they have been confirmed by us in writing.

### 2. Pricing and payment terms

- a Prices are valid ex works or from our warehouse excluding auxiliary costs such as freight, duty, packaging and insurance, unless otherwise agreed in writing. The relevant VAT will be added to this
- b All offers of prices are without engagement. The prices are valid after confirmation of order for 6 months. If the buyer gets default in acceptance we reserve the right to make adaptation regarding our prices because of risen costs of labor and costs of material.
- c Regarding special designs a more- or less delivery will be reserved up to 15%.

### 3. Delivery terms

The buyer bears risk and expense of sending the products ex works as well as the expense of potential transport insurance. Risk – even for freight paid delivery – will pass to the buyer from the start of loading the products onto the means of transport.

### 4. Complaints

The buyer is to check the delivered products immediately with thoroughness reasonable for him and – if necessary by sample processing – to test the quality of the delivered products and to instantly reprehend in writing any identifiable defects within 8 (working) days after receipt of the products at the latest. Otherwise the products will be regarded as accepted without reservation.

### 5. Absorption

Is the product to be proved for special conditions, the absorption will be done at the supplier. Factual costs of absorption will be taken by the supplier, all other costs will be taken by the buyer.

### 6. Return of the products

- a The return of the products have to be agreed by u. The products can be sent back by the market price less 30% administrative charge
- b Special designs generally will not be taken back.

### 7. Part shipments

Part shipments at his own expense are allowed.

### 8. Delivery times

- a For each order which is placed we confirm the delivery time in due consideration of operating conditions and employment relationships taking place by the time of order.

- b The called delivery times are non-binding. Under no circumstances shall you be entitled to claim costs, expenses, damages or compensation in the event of delay.
- c Unpredictable events beyond our control, such as forces of nature, war, war threat, revolt, use of force by third parties against people or things, sovereign interventions including currency and trade measures, strikes at the company or at our suppliers or our transport companies place of business, disruptions in the intended transport links, fire, raw material deficiencies, energy deficiencies and any other disruptions at our place of business through no fault of us or our suppliers prolong firmly agreed terms and dates of delivery by the length of the disruption. This also applies if there is already a delay in delivery or if the above-mentioned performance hindrances already exist at the conclusion of the agreement but are not known to u. We will instantly inform the buyer of hindrances of the above-mentioned type.

### 9. Payment condition

- a If there is no other agreement the term of payment is 30 days net from the date of the invoice.
- b By delayed payments we observe the right to charge default interest of the account current rate.

### 10. Reservation of title

All delivered products will remain our property until complete payment is received (goods subject to reservation of title). In the case of delivery subject to reservation of title, the buyer already surrenders his right of claims regarding third parties to us as payment, insofar as these result from the sale or processing of our products, until final payment of all due charges is received. The cession is to be made apparent to the customer in our records, especially in the open item list and on the delivery notes, invoices etc. If the buyer defaults on payment to us, sales revenue received by him is to be separated out and the buyer will only hold these in our name. Possible claims against insurers are hereby already surrendered to us within the limits of the Insurance Contract Law. Claims against us may not be surrendered without our express consent.

### 11. Place of performance, jurisdiction and applicable law

- a Our place of business is the place of performance. German law applies. All rights out of the agreement are non-negotiable.
- b For decisions relating to all disagreements resulting from this agreement, the factually responsible jurisdiction at our place of business will be exclusively regionally responsible.

### NOTE:

This is a translation only. The German version of these terms and conditions shall prevail!

## Index

<b>A</b>	<b>Seite</b>		<b>Seite</b>
Adjustable combination plier.....	77	Construction wrench with pin offset.....	30
Adjustable hook wrench.....	34	Construction wrench with pin offset Inch.....	30
Adjustable pipe wrench.....	76	Convert coupler 1/4" to 1/2".....	45
Adjustable wrench.....	76	Convert coupler 1/2" to 3/4".....	48
Axe.....	108	Convert coupler 3/4" to 1".....	54
<b>B</b>		Coupler 1/4".....	45
Ball ended screw driver.....	70	Coupler 1/2".....	48
Ball pein hammer.....	86	Coupler 3/4".....	54
Bar for claw spanner.....	41	Coupler 1".....	58
Bar for double ended socket wrench 6-point.....	39	Crate opener.....	117
Bar for socket wrench 6-point.....	38	Crimping plier.....	80
Barrel hook.....	117	Cross pein hammer.....	86
Bending bar.....	117	Cross slot screw driver.....	68
Bolt cutter.....	80	Cross slot screw driver socket 1/2".....	51
Box wrench for extension.....	27	Crow foot spanner 1/2".....	42
Box wrench for extension Inch.....	27	Crowbar.....	116
Brick towel.....	101	Cup brush, tin bronze wire, curled.....	104
Bricklayer s hammer.....	87	Cutoff hammer.....	88
Bricklayer s hammer american type.....	87	Cutting shear.....	81
Bricklayers chisel, 6-point.....	91	 	
Broom, round wire.....	105	<b>D</b>	
Brush end, wire curled.....	105	Deck scraper.....	99
Brush, spark-plug cleaning, round wire.....	104	Deck scraper.....	102
Brush, tin bronze wire, curled.....	104	Deck scraper with handle.....	99
Brush, tube, wire curled.....	105	Deep tension clamp.....	121
Bucket.....	121	Diagonal cutting plier.....	78
Bung wrench.....	37	Diagonal cutting plier heavy duty.....	78
Bung wrench, universal.....	37	Diagonal cutting plier heavy duty isolated.....	78
B-valve wheel wrench.....	35	Double end box wrench offset.....	18
<b>C</b>		Double end box wrench offset Inch.....	19
Cape chisel, 6-point.....	91	Double end box wrench straight.....	20
Cape chisel, oval form.....	91	Double end box wrench straight Inch.....	20
Carbide drum opener.....	117	Double end scriber.....	93
Caulking tool.....	98	Double ended socket wrench 6-point.....	39
Center punch.....	94	Double face machinist hammer.....	87
Chain hoist.....	127	Double open end wrench.....	10
Chain pipe wrench heavy duty.....	77	Double open end wrench Inch.....	11
Chain pipe wrench light pattern.....	77	Double open end wrench small.....	12
Circlip plier for external rings.....	80	Draw knife.....	126
Circlip plier for internal rings.....	80	Driftpin, barrel type.....	94
Clamp.....	121	Drill bit.....	126
Claw hammer.....	87	Drill bit set.....	126
Claw spanner without bar.....	41	Dust pan.....	110
Clubhammer.....	86	 	
Combination plier.....	77	<b>E</b>	
Combination plier isolated.....	77	Edging spade.....	110
Combination wrench.....	15	Electrician s screw driver.....	68
Combination Wrench extra long.....	17	Extension bar 1/4".....	44
Combination wrench Inch.....	16	Extension bar 1/2".....	48
Combination wrench offset.....	17	Extension bar 3/4".....	54
Concrete chisel.....	92	Extension bar 1".....	58
Construction box wrench offset.....	31	Extensions.....	28
Construction box wrench offset Inch.....	31	Extreme powerdrives.....	89
Construction wrench with pin.....	29		
Construction wrench with pin Inch.....	29		

<b>F</b>	<b>Seite</b>
Face spanner.....	35
Fire Brigade Kit I.....	139
Fire Brigade Kit II.....	139
Firemens axe.....	108
Firemens hatchet made of CUBE with fiberglass handle.....	108
Firemens hook.....	109
Flange spreader.....	126
Flange wedge.....	114
Flat chisel, oval form.....	91
Flat Double Open End Wrench.....	12
Flat Double Open End Wrench Inch.....	12
Flat file.....	122
Flat nose plier.....	79
Flat scraper.....	99
Folding spade.....	110
Fork for guncotton.....	112
<b>G</b>	
Garden fork.....	111
Gas pipe plier.....	77
Gasket knife, round.....	115
Gasket knife, straight.....	115
<b>H</b>	
Hack saw blade.....	120
Hack saw frame.....	120
Halfround file.....	122
Hammer with fiberglass handle.....	84
Hammer with hickory handle.....	84
Hand guard for chisel, grooved.....	92
Hand pick.....	109
Hand saw.....	120
Hand saw, heavy duty.....	120
Hand style scraper.....	100
Handbroom, tin bronze wire, curled.....	105
Handbrush, tin bronze wire, curled.....	105
Hatchet.....	108
Hay fork.....	111
HAZMAT tool kit.....	138
Hearing needle.....	125
Hearing needle with ball end.....	125
Hedge shears.....	111
Hex key.....	72
Hex key Inch.....	72
Hex key long pattern.....	72
Hex key screw driver.....	70
Hex key screw driver 90° angled.....	70
Hex key with ball end.....	73
Hex key with ball end and t-handle.....	74
Hex key with ball end long pattern.....	73
Hex key with t-handle.....	73
Hex key with t-handle long pattern.....	73
Hinged handle 1/4".....	44
Hinged handle 1/2".....	48
Hinged handle 3/4".....	54
Hinged handle 1".....	58
Hinged handle with t-handle 1/2".....	49

	<b>Seite</b>
Hinged handle with t-handle 3/4".....	55
Hinged handle with t-handle 1".....	59
Hoe.....	108
Hook wrench.....	34
Hose coupling wrench A-B-C.....	34
Hose coupling wrench B-C.....	34
Hydraulic palett truck.....	127

<b>I</b>	
Impact convert coupler 1/2" to 3/4".....	61
Impact convert coupler 3/4" to 1".....	63
Impact convert coupler 1" to 1.1/2".....	65
Impact extension bar 1/2".....	61
Impact extension bar 3/4".....	63
Impact extension bar 1".....	64
Impact reducer 1/2" to 1/4".....	61
Impact reducer 3/4" to 1/2".....	63
Impact reducer 1" to 3/4".....	65
Impact reducer 1.1/2" to 1".....	66
Impact safety pin 1/2".....	61
Impact safety pin 3/4".....	63
Impact safety pin 1".....	65
Impact safety pin 1.1/2".....	65
Impact safety pin 2.1/2".....	65
Impact safety ring 3/4".....	63
Impact safety ring 1".....	65
Impact snap ring 1/2".....	61
Impact snap ring 3/4".....	63
Impact snap ring 1".....	65
Impact snap ring 1.1/2".....	66
Impact snap ring 2.1/2".....	66
Impact socket 6-point 1".....	64
Impact socket 6-point 1" long pattern.....	64
Impact socket 6-point 1.1/2".....	66
Impact socket 6-point 1.1/2" long pattern.....	66
Impact socket 6-point 1/2".....	60
Impact socket 6-point 1/2" long pattern.....	60
Impact socket 6-point 3/4".....	62
Impact socket 6-point 3/4" long pattern.....	62
Impact socket with hexagon bit 1".....	64
Impact socket with hexagon bit 1/2".....	60
Impact socket with hexagon bit 3/4".....	62
Impact universal joint 1".....	65
Impact universal joint 1/2".....	61
Impact universal joint 3/4".....	63

<b>J</b>	
Joint towel.....	101

<b>K</b>	
Knife.....	98
Knife, strong pattern.....	98



<b>L</b>	<b>Seite</b>	<b>L</b>	<b>Seite</b>
Long handle open end wrench .....	26	Pointed towel .....	101
Long handle open end wrench Inch .....	26	Powerdrive dead blow .....	89
Long nose plier with cutter .....	79	Powerdrive dead blow with compact synthetic tops .....	89
Long nose plier with cutter and 45° angled top .....	79	Puch, heavy duty .....	93
Long nose plier with cutter isolated .....	79	Punch .....	93
		Punch hammer .....	88
		Punch, machinist extra strong .....	94
<b>M</b>		<b>R</b>	
Machinist hammer with fiberglass handle .....	84	Railroad pick .....	109
Machinist hammer with hickory handle .....	84	Rake .....	111
Machinist tool kit .....	138	Ratchet 1/4" .....	44
Mallet .....	88	Ratchet 1/2" .....	47
Manhole-hook .....	37	Ratchet 3/4" .....	53
Manhole-hook, strong pattern .....	37	Ratchet 1" .....	57
Manual portable oil pump .....	126	Ratchet with square coupler 1/4" .....	44
Manure fork .....	111	Ratchet with square coupler 1/2" .....	47
Marine Kit .....	139	Ratchet with square coupler 3/4" .....	53
Minehammer with fiberglass handle .....	85	Ratchet with square coupler 1" .....	57
Minehammer with hickory handle .....	85	Ratchet wrench 12-point .....	42
Miners pick .....	109	Ratchet wrench 6-point .....	42
Monkey wrench .....	76	Reaping hook .....	112
Multipurpose snip .....	81	Reducer 1" .....	58
		Reducer 1/2" to 1/4" .....	48
		Reducer 3/4" to 1/2" .....	54
<b>N</b>		Riveter .....	86
Nail puller .....	115	Round file .....	122
Needle .....	125	Round nose plier .....	78
Nosekey .....	114	Round point shovel .....	110
		Rubber mallet .....	88
		Rubber pusher made of wood with handle .....	105
<b>O</b>		Rust scraper .....	100
Offset handle 1" .....	59	<b>S</b>	
Offset handle 1/2" .....	49	Scaling hammer .....	87
Offset handle 3/4" .....	55	Scoop shovel .....	110
Offset pin .....	93	Scraper .....	100
Offset screw driver .....	74	Scraper, concave .....	100
		Scraper, flexible blade .....	99
		Scraper, floor .....	102
		Scraper, wide, stiff blade .....	101
<b>P</b>		Screw driver .....	68
Parallel vice .....	121	Screw driver bit, 6-point .....	124
Pick .....	109	Screw driver bit, PH .....	124
Pick scraper .....	102	Screw driver bit, Profile .....	124
Pin Punch .....	94	Screw driver bit, slot .....	124
Pin punch set .....	95	Screw driver socket sets 1/2" .....	52
Pin punch, heavy duty .....	95	Screw driver socket with hexagon bit .....	56
Pin wrench 6-point .....	41	Screw driver socket with hexagon bit 1/2" .....	51
Pin wrench 6-point Inch .....	41	Screw driver socket with hexagon bit 1/2" long pattern .....	51
Pin, straight .....	95	Screwdriver socket 1/2" .....	51
Pincer .....	79	Scrubbing broom, round wire .....	104
Pincer heavy duty .....	79	Securing for hammers .....	124
Pinch bar .....	115	Set of box wrenches for extension .....	28
Pinch bar with edge and ball .....	116	Set of combination wrenches .....	15
Pinch bar with point and ball .....	116	Set of combination wrenches extra long .....	17
Pinch bar with point and claw .....	116	Set of combination wrenches Inch .....	16
Pinch bar with point and edge .....	116		
Pin-Set .....	94		
Pipe cutter .....	121		
Plasters towel .....	101		
Pocket-caliper made of brass .....	122		
Pocket-caliper made of plastic .....	122		
Point chisel, 6-point .....	91		

	<b>Seite</b>
Set of combination wrenches offset .....	17
Set of double end box wrench offset .....	18
Set of double end box wrench offset, Inch .....	19
Set of double open end wrenches .....	10
Set of double open end wrenches Inch .....	11
Set of double open end wrenches small .....	12
Set of pliers .....	80
Sets of hex keys .....	71
Sets of screw drivers .....	69
Setting punch .....	95
Shackle .....	124
Ship scraper .....	100
Single box wrench .....	21
Single box wrench Inch .....	21
Single open end wrench .....	13
Single open end wrench Inch .....	14
Sledge hammer with fiberglass handle .....	85
Sledge hammer with hickory handle .....	85
Sliding t-handle 3/4" .....	54
Sliding t-handle 1" .....	58
Sliding T-wrench 1/2" .....	49
Sliding t-wrench 3/4" .....	55
Socket 6-point 1" .....	57
Socket 6-point 1/2" .....	46
Socket 6-point 1/2" Inch .....	46
Socket 6-point 1/4" .....	44
Socket 6-point 3/4" .....	53
Socket 6-point Inch 1" .....	57
Socket 6-point long pattern 1/2" .....	47
Socket set 1/4" .....	45
Socket set 1/2" .....	50
Socket sets 3/4" .....	56
Socket sets 1" .....	59
Socket wrench L-type 6-point .....	39
Socket wrench, 6-point .....	38
Socket wrench, 6-point with t-handle .....	40
Space-wedge .....	114
Spatula .....	99
Spatula, flexible blade .....	98
Spatula, stiff blade .....	98
Special bung wrench .....	37
Special extension for crowfoot spanner 1/2" .....	42
Speed handle 1/2" .....	49
Speed handle 3/4" .....	55
Speed handle 1" .....	59
SPI Holder non rebound .....	89
Splitting chisel, flat .....	92
Spray booth cleaning kit .....	138
Spray booth Kit .....	139
Spray booth scraper .....	99
SPS Holder non-sparking .....	89
Square blade awl .....	93
Square key .....	74
Square point handle 1/4" .....	45
Square point shovel .....	110
Square point socket L-type .....	36
Stone wedge .....	114

	<b>Seite</b>
Striking box wrench .....	24
Striking box wrench Inch .....	25
Striking box wrench offset .....	25
Striking open end wrench .....	22
Striking open end wrench Inch .....	23
Swedish plier .....	76
Swedish plier with mole 90° angled .....	76

## T

Taper punch .....	95
Technician s Kit .....	140
Tension-clamp .....	121
T-handle 1/4" .....	44
T-handle 1/2" .....	48
Thread-cleaning pin .....	95
Tin snip .....	81
Tin snip heavy duty .....	81
Tool case made of Polypropylen .....	138
Torque wrench 1/2" .....	49
Torx-screw driver .....	70
Triangle socket 1/2" .....	36
Triangle tube socket .....	36
Triangular scraper .....	100
Tweezer, flat nose .....	125
Tweezer, made of plastic .....	125
Tweezer, neat .....	125
Tyre levers .....	117
Tyre levers, heavy duty offset .....	117

## U

Universal joint 1/4" .....	45
Universal joint 1/2" .....	49
Universal joint 3/4" .....	55
Universal joint 1" .....	58

## V

Valve wheel hook .....	35
Valve wheel hook .....	35
Valve wheel wrench .....	35

## W

Waterpump plier .....	78
Waterpump plier with box joint .....	78
Wedge with hole .....	114
Wheel brush, tin bronze wire, curled .....	104
Wire brush, tin bronze wire, curled .....	104
Wire stripping plier .....	80
Wooden mallet .....	88
Wrecking bar .....	115
Wrench for valve of tanktruck .....	35







**ENDRES TOOLS** GmbH

- SAFETY FIRST -

Am Eichholz 12 · D-42897 Remscheid

phone +49 (0) 21 91/36 23-0

fax +49 (0) 21 91/34 00-20

Email: [info@endres-tools.de](mailto:info@endres-tools.de)

[www.endres-tools.de](http://www.endres-tools.de)