

Universal set for replacing synchro - shaft and CV joint,
15 pcs.



SUITABLE FOR ALL DRIVE SHAFTS

GO OPERATING DIRECTLY ONTO THE VEHICLES

REPLACED THE KIT 320008000

Complete Kit

320 021 000



APPLICATION


- It is possible working on the block directly on the car or on the bench.



► **FLANGE** - Thanks to its particular shape, it allows to work on all types of vehicles from 3 up to 6 holes/screws in the hub.



► The adaptor 320021004 allows to replace the screw included with the Mechadraulic screw - 16 Tons (available on demand 270026000). **1**



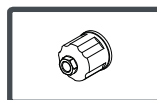
TECHNICAL DATA

Centre distance	min. 98 mm
Centre distance	max. 136 mm
Two holes distance	max. 140 mm
Holes/Screws	n. 3 => 6
Screws	M12 => M14

Components

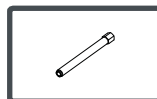
BODY EXTRACTOR 1-1/2"-16G

320021002



SCREW M22x2,0

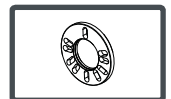
323015002



Components

FLANGE M12/M14

320021003



WASHER Ø30mm - H=5mm

323015004



WASHER Ø30mm - H=25mm

320021005



ADAPTER M22 - 1"1/2 UN16 - CH41

320021004

