

# almando SoundCenter Surround

## Application example 1

Combine LG televisions (G / C series) with speakers and a BeoSound Stage as center speakers to create a surround setup



### Network connection via cable

If there is another device on the SoundCenter with a network socket, it must also be connected to the router via cable

**Connection to B&O multiroom systems** For this, a BeoSound Core must also be connected to the SoundCenter.


The BeoSound Stage cannot be used as a source for the full surround setup.

### Note on the TV remote control

Control possible with BeoRemote One

## Application example 2

Expand BeoVision Contour with additional speakers to create a surround setup



### Network connection wirelessly via WiFi


If the devices are connected to the router wirelessly via WiFi, as here, NO device may be connected to the network sockets on the SoundCenter.



Control with BeoRemote One is still possible

## Application example 3

Combine any television with speakers and a Sonos ARC as center speaker to create a surround setup



### Network connection via cable and WiFi

In this example, the devices are connected to the router differently (network cable and WiFi). Connect the SoundCenter to the router via cable!

**Connection to SONOS multiroom systems** For this purpose, a Sonos PORT must also be connected to the SoundCenter.

The Sonos ARC cannot be used as a source for the complete surround setup.

NOT possible to control with BeoRemote One

# almando SoundCenter Surround

## Example of Use 1

Combine LG TVs (G / C series) with speakers and a BeoSound Stage as center speaker to create a surround setup




### Network connection via cable

If another device is connected to the SoundCenter with a network cable, it must also be connected to the router via cable

## Example of Use 2

Expand BeoVision Contour with additional speakers to create a surround setup



### Wireless network connection via WiFi

If the devices are connected to the router wirelessly via WiFi, as shown here, NO device may be connected to the network sockets on the SoundCenter

## Example of Use 3

Combine any TV with speakers and a Sonos ARC as center speaker to create a surround setup



### Network connection via cable and WiFi

In this example, the devices are connected to the router in different ways (network cable and WiFi). Connect the SoundCenter to the router via cable!

**Connection to B&O multiroom systems** For this, a BeoSound Core must also be connected to the SoundCenter. The BeoSound Stage cannot be used as a source for the complete surround setup



**Connection to SONOS Multiroom systems** A Sonos PORT must also be connected to the SoundCenter for this purpose. The Sonos ARC cannot be used as a source for the complete surround setup

### Note on the TV remote control

Control with BeoRemote One possible

Control with BeoRemote One still possible

Control with BeoRemote One NOT possible