

contract | table

# Sky Folding Table Ø60



montaj klavuzu | assembling guide

**Siesta**  
exclusive

## PLEASE READ BEFORE ASSEMBLY

To protect parts during assembly please place them on a soft surface like soft mat, rug or blanket.

## TO CLEAN

- Do use lots of water
- Do hose down
- Do wipe with wet cloth
- Do use mild soaps like Dawn or Windex

## DO NOT

- Do NOT use bleach
- Do NOT power wash
- Do NOT pressure wash
- Do NOT use abrasive cleaning agents

- EN** • Please assemble the table on a flat surface.
- The table should only be cleaned using soap, water and a soft cloth.
- FR** • Veuillez assembler la table sur une surface plane.
- Pour nettoyer la table, utilisez un chiffon doux, de l'eau et du savon uniquement.
- DE** • Bitte montieren Sie den Tisch auf einer ebenen Fläche.
- Zur Reinigung des Tisches sind nur Seifenlauge, Wasser und ein weiches Tuch zu verwenden.
- NL** • Monteerde tafel op een egaal oppervlak.
- De tafel mag alleen met water, zeep en een zachte doek worden gereinigd.

- ES** • Monte la mesa sobre una superficie plana.
- La mesa sólo debe limpiarse utilizando jabón, agua y un paño suave.
- IT** • Assemblare ogni componente su una superficie piana.
- Per la pulizia dei componenti del tavolo, utilizzare solo sapone, acqua e un panno pulito.
- PT** • Monte cada peça da mesa numa superfície plana.
- As peças da mesa devem ser limpas apenas com sabão, água e um pano macio.

A1



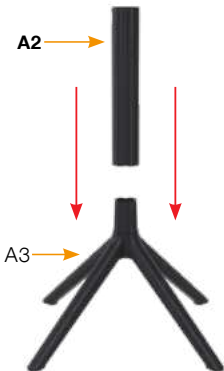
A2



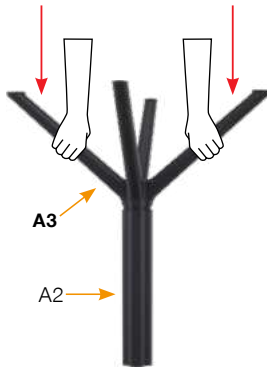
A3



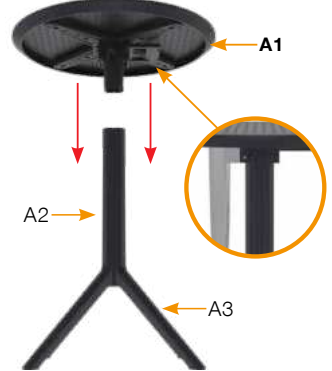
1



2

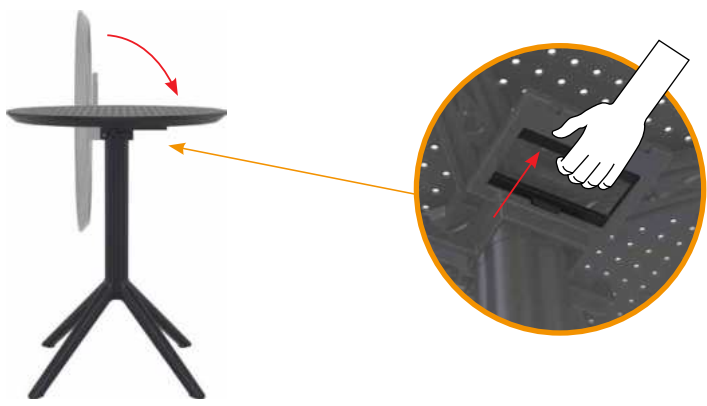
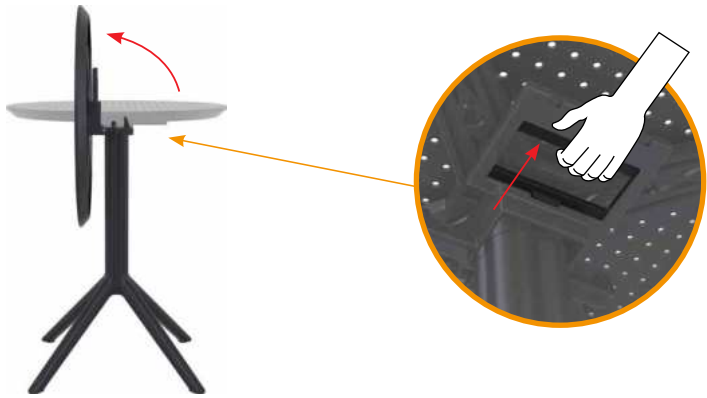


3



! Ayağı sıkıca yuvasına itiniz.  
• Please push the legs strongly.

! Tablayı sıkıca yuvasına itiniz.  
• Please push the table top strongly.





/SiestaFurniture



İŞİLPLAST PLASTİK SANAYİ VE TİCARET A.Ş.  
Ulus Mah. Çatalca Yolu Cad. No:597 Tepecik 34537  
Büyükkçekmece - İSTANBUL / TURKEY  
Tel: +90 212 861 50 00  
Fax: +90 212 861 00 24  
export@siesta.com.tr



www.siestausa.com

www.siesta.com.tr

