

# DUAL CS 529

FULLY AUTOMATIC HIGH-END TURNTABLE



# FULLY AUTOMATIC HIGH-END TURNTABLE

The CS 529 offers maximum listening pleasure thanks to the twin gimbal tonearm bearing and high-quality pivot ball bearings for optimum record tracking.

The classic dual tonearm moves autonomously at the touch of a button - simply place the record on the turntable and press the start button. Operation is convenient via the terminal on the device or externally via Bluetooth.

Use the Bluetooth function to transmit the audio signal or control the device via a smartphone or tablet. Experience convenient operation and first-class sound with the CS 529 from Dual.

**THE REFERENCE FOR FULLY AUTOMATIC TURNTABLES IN THE 21ST  
CENTURY: HIGHEST QUALITY AND ADVANCED TECHNOLOGY**

# THE NEW DUAL CS-SERIES

DEVELOPED IN OUR OWN  
DESIGN CENTRE IN GERMANY

## PRECISION

From clockwork to turntable

## QUALITY

5 year warranty

## TRADITION

Building turntables for generations



< ALFRED LANGER  
ABOUT THE NEW  
DUAL CS-SERIES



# INTERCHANGEABLE HEADSHELL

DUAL TECHNOLOGY


---

## **Quick and easy**

Thanks to the screw mechanism for the headshell and simple adjustment options for tracking force and anti-skating, changing the headshell takes less than a minute.

## **Always correctly adjusted**

Our turntables make it easy to change cartridges without having to readjust them. Your cartridge is mounted and adjusted correctly once so that subsequent changes can be carried out effortlessly. Discover the efficiency and precision of our turntables, which meet the highest standards of user-friendliness.



# SPRING LOADED ANTISKATING

DUAL TECHNOLOGY


---

## **Stepless adjustment for fine tuning**

Dual turntables offer stepless adjustment using a rotary knob, without predetermined increments. The easy-to-read scale serves as a guideline for quick and easy adjustment of the antiskating.

## **Precise skating correction**

An ingenious mechanism with a specially shaped spring ensures precise skating compensation over the entire playback range. Experience precise adjustment for optimum sound quality with this system.



# THE CLASSIC DUAL TONEARM

## DUAL TECHNOLOGY

---

### High-precision twin gimbal tonearm bearing

The classic Dual tonearms are characterised by a twin gimbal bearing. The arrangement of the bearing points around the tonearm tube reduces tilting moments to an absolute minimum.

### Precision pivot ball bearings for the highest demands

The bearing is based on precision pivot ball bearings in combination with a precise machined tip in the rotation shaft. This design ensures virtually movement-free operation and minimises friction. Experience outstanding sound precision and stability thanks to our innovative technology.





# AUTOMATIC

DUAL TECHNOLOGY

---

## Maximum ease of use

Playback can be started and stopped easily and conveniently at the touch of a button.

## Without compromise

During playback, the mechanics of the automatic system are decoupled from the tonearm and the platter.



# PLINTH: SOLID MDF

---

- Subchassis construction with rubber dampers
- Bluetooth for audio and remote-control functions
- Surface option: Walnut wood veneer





# PLATTER: ALUMINIUM DIE-CAST

---

- Precise aluminium die-cast
- Heavy rubber mat for resonance damping
- Hardened steel spindle in a brass bushing



# TONEARM: TWIN GIMBAL

---

- All functions are fully automatic or manual
- Solid aluminium gimbal construction
- Pivot ball-bearings



# DRIVE: DC – BELT / REGULATED

---

- Optical speed control at the motor
- Rubber mountings for vibration decoupling
- Precision cut belt for lower wow & flutter






# BLUETOOTH: UNCOMPLICATED WITH COMFORT

- Bluetooth audio signal to speakers, headphones or integrated systems
- Maximum comfort. Remote control of functions via app
- App for Android and iOS



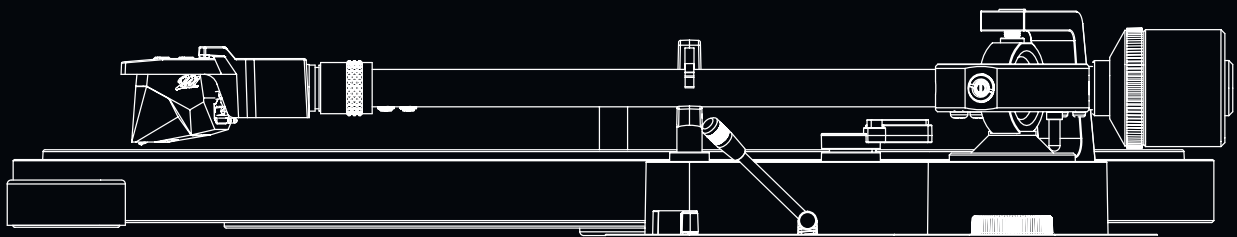
VIDEO



# DUAL TECHNICAL SPECIFICATIONS

## DUAL CS 529

MOTOR		PLATTER	
Drive	Belt	Material	Aluminium die-cast
Speed settings	33/45/78	Mat	Rubber 2,5 mm
Wow & Flutter	< ±0,08 % (DIN rated)	Bearing	Hardened steel spindle Brass bushing
		Diameter	305 mm
		Weight (incl. Mat)	850 g
TONEARM		PLINTH	
Auto-Start/-Stop-Function	Bluetooth Remote Control / Automatic	Material	MDF
Bearing	4 x ball-bearing / twin gimbal mounting	Surface finish	Vinyl veneer / Black Option: veneer Wallnut
Effective length	221,5 mm	Feet	Ø 62 mm / Elastomer
Offset angle	25,6°	Connection	RCA socket
Overhang	19 mm	Connection to phono input	✓
Type	Statically balanced	Connection to line input	✓
Stylus pressure range	0 g to 4 g	Digital Output	Bluetooth 5.2 aptX™ HD Audio
Cartridge weight range	5 g to 9 g	Dimension, closed dustcover	435 x 367 x 145 mm
Factory installed pick up	Ortofon 2M Red	Dimension, open dustcover	T: 415 mm / H: 400 mm
		Weight	6,7 kg



# Dual

Dual

**5 YEAR  
WARRANTY**

