

EZYGRIND

CUT PLASTIC PIPES FROM THE INSIDE



- Toilet flange installations
- Pipes under joists
- Drain stubs
- Shower drains
- Pool and Spa installations
- Broken pipe repair
- Sprinkler drops
- Floor flange
- Slab installation
- PVC sprinkler
- PVC dryer exhaust vent
- In-ground lighting
- Electrical conduits
- Pipes flush to the wall
- Central Vacuum Systems
- Pipes in confined cupboard areas
- Underground water plumbing systems



EZYGRIND - DIAMOND COATED PIPE CUTTER

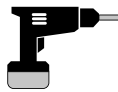
The Mandrex EzyGrind is the safest & fastest way to cut plastic pipes at or below floor level by inserting the tool inside the pipe and cutting from the inside. It is especially suited to concrete slab construction, and difficult to access areas.

Using the Mandrex EzyGrind will enable you to produce a clean professional finish with one cutting action. The Mandrex EzyGrind is designed to cut PVC and HDPE pipes (sizes from Ø40 – 150mm). Suitable for pipes including encased pipes, pipe penetrations, conduits, storm water, sewer, WC's, shower drains, floor wastes, down pipes and inspection openings.

The Mandrex EzyGrind is your safest choice as it works with a power drill, while cutting from inside the pipe protects the user from blade contact. The alternate method of using an angle grinder will cause potential safety problems. Many governments recommend using an alternative to an angle grinder wherever possible.



The 7mm Hex Powerbit Shank fits all drill chucks for use with all kinds of (cordless-) power drills. Maximum rotation speed is 2500 rpm.



Replaceable Diamond Blades with Diamond coating for smooth cutting in abrasive materials.



Includes two cutting guides for controlled cutting depth, white for standard PVC and black for HDPE pipes.



EZYGRIND Pipe Cutter



| | Pipe diameter - Ømm | | |
|---|---------------------|--------|-----------|
| | DWV | HDPE | (HD-) PVC |
| MEZG001B EzyGrind Pipe Cutter - Small 7mm Hex Powerbit shank | 40-65 | 50-75 | 50-80 |
| MEZG002B EzyGrind Pipe Cutter - Big 7mm Hex Powerbit shank | 90-150 | 90-150 | 100-150 |

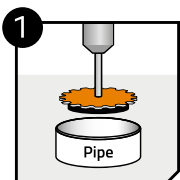
EZYGRIND Replacement discs



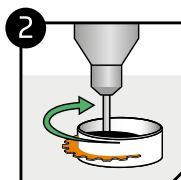
MEZG010B
For the EzyGrind MEZG001B (Small) - 2 Pieces / pack

MEZG110B
For the EzyGrind MEZG002B (Big) - 2 Pieces / pack

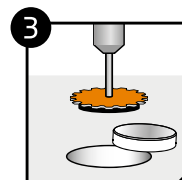
How to use:



1 Insert the EzyGrind inside PVC pipe. Begin cutting by pushing firmly against the pipe wall until it cuts through



2 Operate in a clockwise direction. Maintain outward pressure.



3 Keep drill parallel to the pipe for a perfect cut.