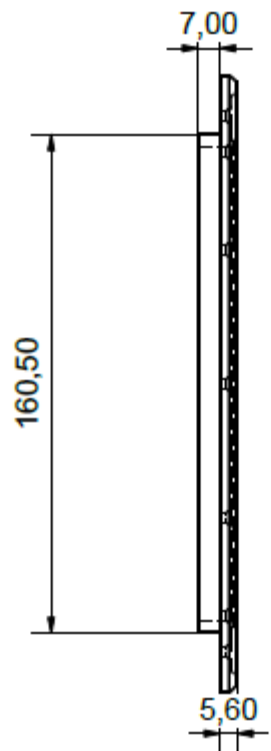
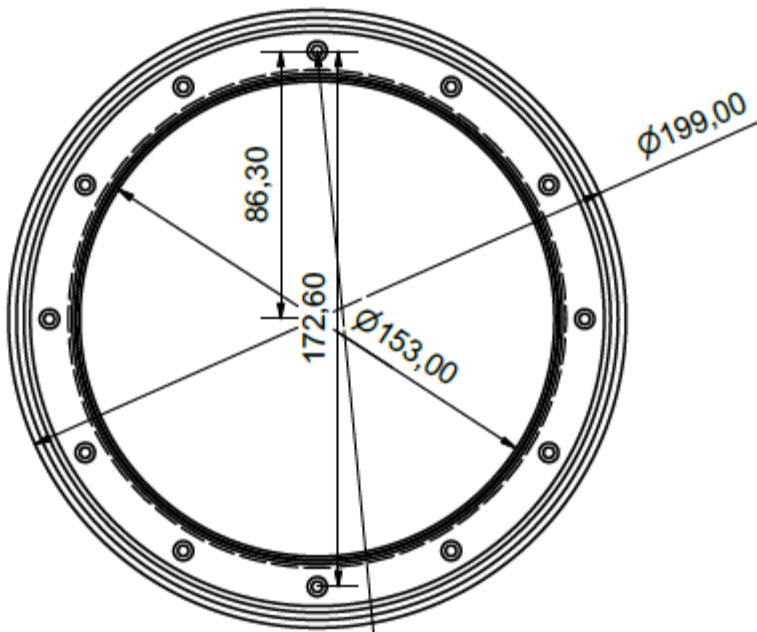
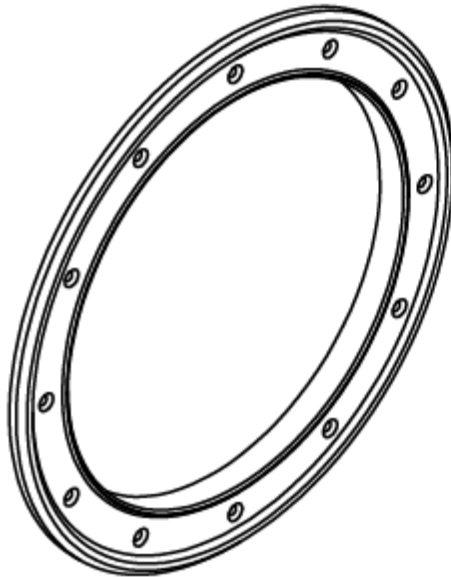
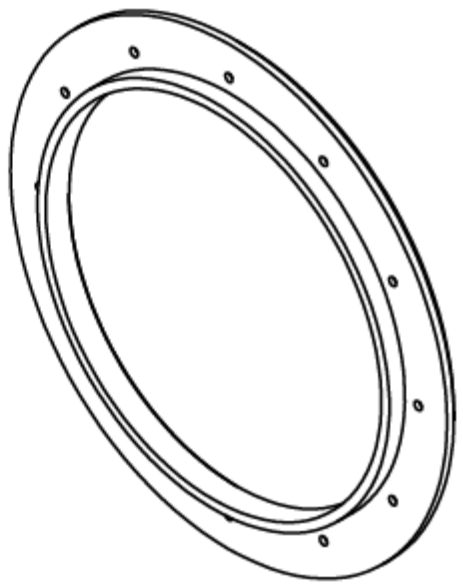


**TOLLERANZE GENERALI:**  
QUOTE (mm.): 0,5-8  $\pm 0,1$ ; 8-50  $\pm 0,2$   
50-200  $\pm 0,3$ ; 200-400  $\pm 0,5$   
400-1000  $\pm 0,85$ ; 1000-2000  $\pm 0,8$   
ANGOLI (°): 0-120  $\pm 10'$ ; 120-360  $\pm 30'$   
TRANNE OVE SPECIFICATO.  
QUOTE IN VALORE ASSOLUTO



N.12 FORI VITE TESTA SVASATA 3.5 (DM. FORO 3.6, DM. FINE SVASATURA 6.8)



**TOLLERANZE GENERALI:**  
 QUOTE (mm.): 0,5-8 ±0,1 ; 8-50 ±0,2  
 50-200 ±0,3 ; 200-400 ±0,5  
 400-1000 ±0,65 ; 1000-2000 ±0,8  
 ANGOLI (°): 0-120 ±10' ; 120-360 ±30'  
 TRANNE OVE SPECIFICATO.  
 QUOTE IN VALORE ASSOLUTO