


2% or 50mm fall on floor

Bath should fall 1% or 25-35mm over length of bath

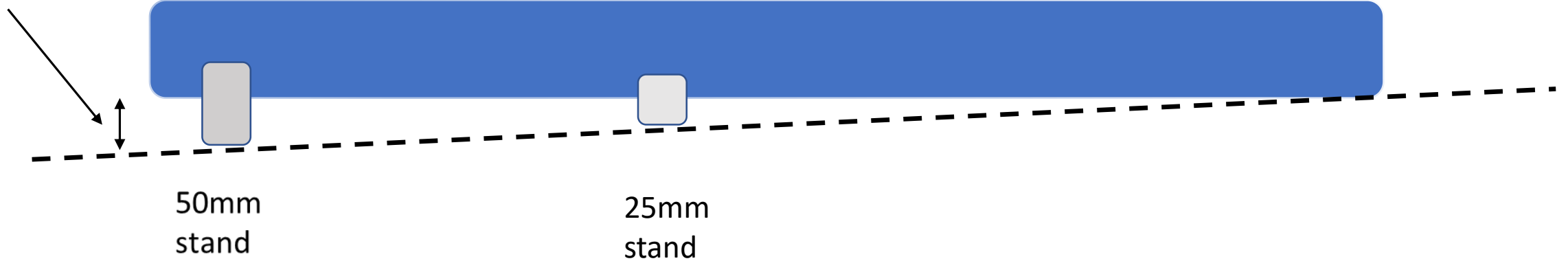
Fall of 50mm over length use stand at front of bath




Maximum - 3% or 75mm fall on floor


Do not use a stand more than 50mm deep

Max
50mm

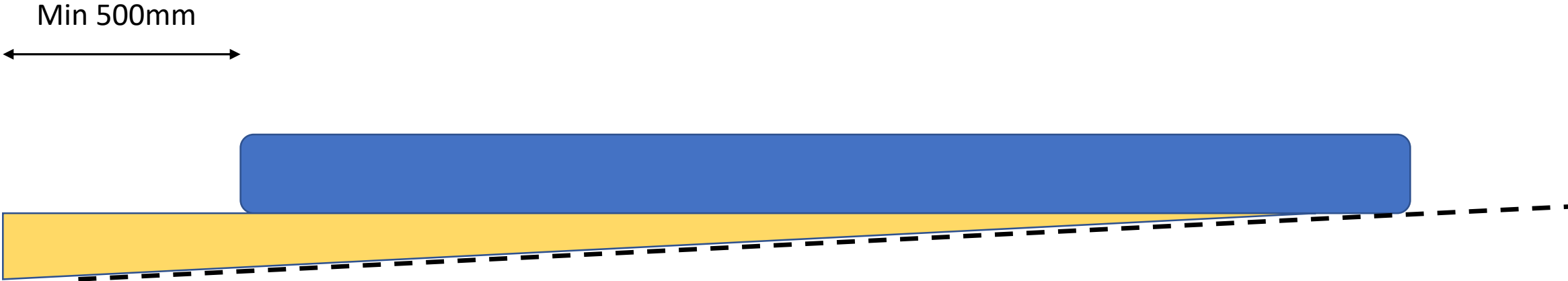




More than 75mm fall over length of bath



More than 3% fall – Option 1



Add concrete to achieve 1% fall - allow minimum 500mm past end of bath before stepping down

More than 3% fall – Option 2



Lower start of bath – max
125mm
Leaving step up into bath of
75mm minimum