

xari max



Weights - Measurements

lbs 29.3 lbs
kg 13.3 kg



WEIGHT

| | | |
|-------------------------|---------|----------|
| chassis without wheels: | 6.5 kg | 14.4 lbs |
| chassis: | 8.8 kg | 19.4 lbs |
| chassis with seat: | 13.3 kg | 29.3 lbs |
| chassis with carrycot: | 13.2 kg | 29.1 lbs |

DIMENSIONS (LxW)

without folding: 79 x 65 cm 31.1" x 25.59"

Folding



Folded chassis with wheels and seat attached

| DIMENSIONS (LxWxH) | TOTAL WEIGHT |
|-------------------------|--------------|
| 95 x 41 x 65 cm | 13.3 |
| 37.4" x 16.14" x 25.59" | 29.3 |

Folded chassis with wheels attached

| DIMENSIONS (LxWxH) | TOTAL WEIGHT |
|--------------------------|--------------|
| 69 x 41 x 65 cm | 8.8 |
| 27.16" x 16.14" x 25.59" | 19.4 |

Folded chassis without wheels

| DIMENSIONS (LxWxH) | TOTAL WEIGHT |
|--------------------------|--------------|
| 67 x 41 x 52 cm | 6.5 |
| 26.37" x 16.14" x 20.47" | 14.4 |



- **xari MAX** can be folded with the seat attached (in an upright position and facing forwards)



- **xari MAX** cannot be folded in the facing parent position or while carrycot is attached!

New design seat

A longer seat unit to accommodate larger babies and a deeper seat for a more comfortable seated position. Bigger and lighter.



Extendable lightweight canopy

Extension panel for extra shade when you need it

Lightweight plastic / fabric construction

Stylish faux leather grain printed onto canopy fabric



Wider chassis and bigger baskets

Improved handling and control



Reversible seat



1

Facing parent

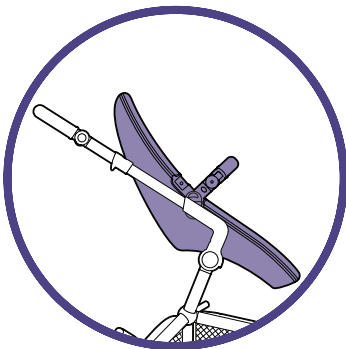


2

Discovering the world

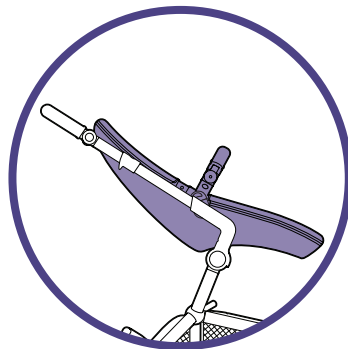


3 seat inclination options:



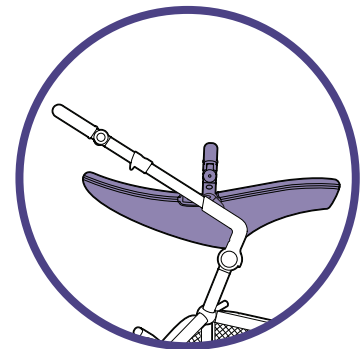
1

Sitting: discovering the world



2

Resting



3

Sleeping



Split packaging

Components are separated into 3 boxes:

The **mima** split packaging initiative offers customers total freedom to choose their perfect pushchair. No longer bound by collection rules, it is now possible to choose the colours of various elements of your pushchair for a truly personalized **mima** experience.

Box 1



Box 2



Box 3



Box 1: Choose a chassis.

Box 2: Choose the colour of the seat unit, canopy, front and rear basket lids, handlebar sleeve and rain cover.

Box 3: Choose a seat pad, shoulder pads and harness straps with buckles.



What you get



chassis



seat



canopy



seat pad



rain cover

mima® xari max



Maximum design

Get the look

mima xari MAX is, once again adorned with the quintessential mima leatherette that is tried and tested to wow both users and passersby. Personalize your stroller by choosing the colours of various components.



(Remember that each step corresponds to one box. You need three boxes to complete xari max)



Chassis colour

Chassis

All chassis colours combine perfectly with any **mima** collection.



Black
A601-06



Champagne
A601-05



Seat colour

Leather-look seat units



Chocolate Brown
AS601615



Snow White
AS601007



Black
AS601110



Camel
AS601609

Seat pad



Black
S601BB



Stone White
S601SW



Ash Brown
S601AB



Ruby Red
S601RR



Sandy Beige
S601SB



Rose Pink
S601RP



Carrycot

Comfort and safety

The **xari MAX** carrycot is large, sturdy and provides protection and comfort for your newborn baby, up to 9 kg. It further offers a ventilation window and a storage compartment for small essentials.



lbs 29.1 lbs
kg 13.2 kg



*Sold seperately



Accessories

Trendy changing bag



S1615-10



S1007-10



S1101-10SB



S1615-10

Footmuff



S601615-06BB



S601007-06BB



S601110-06BB



S601615-06BB

Mosquito net



S601-04

Footrest protector



S601-27

Cup holder (with clip)



G102-21R

Parasol (with clip)



S1101-08BB2R

Carseat adaptor kit



G4601

Blanket



S1101-09BB2



S1101-09FD2



S1101-09BG2

Chassis Combination

Black chassis

ref: A601-06



● ref: AS601615
● ref: S601AB



● ref: AS601615
● ref: S601BB



● ref: AS601615
● ref: S601RP



● ref: AS601615
● ref: S601RR



● ref: AS601615
● ref: S601SB



● ref: AS601615
○ ref: S601SW



○ ref: AS601007
● ref: S601AB



○ ref: AS601007
● ref: S601BB



○ ref: AS601007
● ref: S601RP



○ ref: AS601007
● ref: S601RR



○ ref: AS601007
● ref: S601SB



○ ref: AS601007
○ ref: S601SW



● ref: AS601110
● ref: S601AB



● ref: AS601110
● ref: S601BB



● ref: AS601110
● ref: S601RP



● ref: AS601110
● ref: S601RR



● ref: AS601110
● ref: S601SB



● ref: AS601110
○ ref: S601SW



● ref: AS601609
● ref: S601AB



● ref: AS601609
● ref: S601BB



● ref: AS601609
● ref: S601RP



● ref: AS601609
● ref: S601RR



● ref: AS601609
● ref: S601SB



● ref: AS601609
○ ref: S601SW



Chassis Combination

Champagne chassis

ref: A601-05



- ref: AS601615
- ref: S601AB



- ref: AS601615
- ref: S601BB



- ref: AS601615
- ref: S601RP



- ref: AS601615
- ref: S601RR



- ref: AS601615
- ref: S601SB



- ref: AS601615
- ref: S601SW



- ref: AS601007
- ref: S601AB



- ref: AS601007
- ref: S601BB



- ref: AS601007
- ref: S601RP



- ref: AS601007
- ref: S601RR



- ref: AS601007
- ref: S601SB



- ref: AS601007
- ref: S601SW



- ref: AS601110
- ref: S601AB



- ref: AS601110
- ref: S601BB



- ref: AS601110
- ref: S601RP



- ref: AS601110
- ref: S601RR



- ref: AS601110
- ref: S601SB



- ref: AS601110
- ref: S601SW



- ref: AS601609
- ref: S601AB



- ref: AS601609
- ref: S601BB



- ref: AS601609
- ref: S601RP



- ref: AS601609
- ref: S601RR



- ref: AS601609
- ref: S601SB



- ref: AS601609
- ref: S601SW



Care and maintenance

xari max






Cleaning the seat

Clean using a damp cloth and a mild cleaning agent. Baby wipes work perfectly.

A pencil eraser can be used to eradicate more resistant marks.

Small dents on the outer surface of the seat can be resolved by aiming hot air from a hair dryer to the affected area for 1 minute.

The carrycot mattress, the seat pad and the shoulder pads can be removed and hand washed in accordance with the following guidelines:

- | | |
|--|--|
|  Maximum temperature 30°C |  Do not iron |
|  Do not use bleach |  Do not dry clean |
|  Do not tumble dry | |

Cleaning the chassis

Wash off sand and salt residue after going to the beach.

Remove excess dirt and then clean with a damp cloth and a PH neutral cleaning agent.

Lubrication of moving parts

Periodically lubricate the wheels, the hinges and other sliding parts using an oil or silicone based lubricant.

i Follow these steps regularly in order to keep the prams in perfect condition.

▲ The fabrics and plastics are highly resistant, but excessive sun exposure can cause discolouring.

Guarantee



Your product adheres to current safety requirements and it is guaranteed to be in perfect condition at the time of purchase.

If this product shows signs of fabrication faults during the warranty period (after normal use and following the guidelines laid out in the user manual), please contact the seller.

Warranty conditions:

-The warranty is valid for 24 months starting on the date of purchase. After the warranty period, your authorised **Mima** service repair centre may charge you a fee for parts and labour to repair your **Mima** product.

-All product warranties shall not be honoured if presented to a retailer outside of the country where the product was purchased. For the purpose of clarity, this warranty is not world-wide or universal. All costs to repair a product in these circumstances shall be for the cost of the consumer.

-For the warranty to be valid you need to:


1. Provide your retailer with the original receipt.
2. Provide your retailer with a description of the defect.

-The warranty only covers the original owner of the product and cannot be transferred to any subsequent owner.

-The warranty entitles the owner to have the product repaired but not to an exchange or refund.

The warranty is not valid in the following circumstances:

- The product has been modified or repaired by a third party not authorized by **mima**.
- Corrosion or rust on the wheels and chassis due to extreme environmental conditions, including high humidity, salt spray, ice or snow or due to insufficient maintenance.
- The damage was caused by improper usage or maintenance or due to misuse by the user; in particular, failure to comply with these instructions for use as described in this user manual.
- The damage was caused as the result of an accident or airline/transport damage.
- Normal wear and tear should be expected when this product is used daily.
- The fabric may become discolored or become damaged due to washing or excessive exposure to direct sunlight.
- The damage is the result of overloading (exceeding the maximum weight allowance for the child and any items being carried) on the stroller.



www.mimakids.com
info@mimakids.com

Please note that colours and contents may vary from those illustrated.
With reservations for misprint and change of product range.
Regarding **mima** accessories, always please check availability with your local retailer.
©Copyright 2023 **Mima International Ltd.** All rights reserved.

TCMX23v2