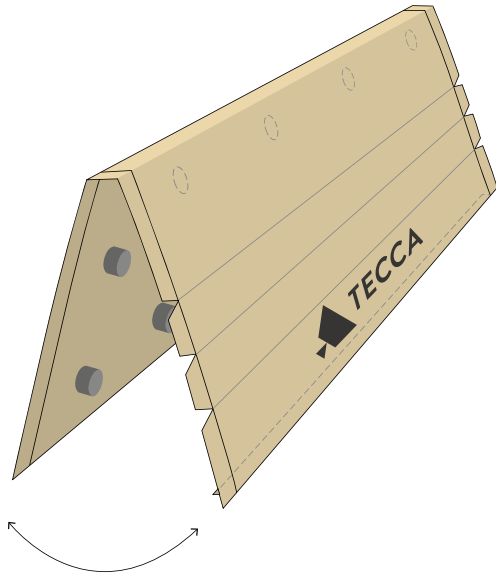


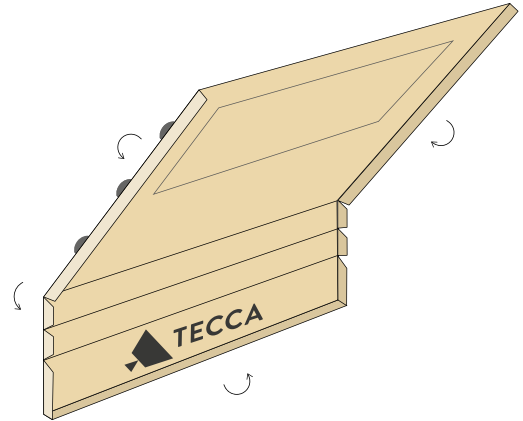
AirGap Eaves c600/c1200

Vindavledare Vindavleder Wind Deflector

1.



2.



SE Anpassa vikningen (A) så att distanserna möter takunderlaget.

NO Tilpass brettingen (A) slik at avstandsstykkene møter takunderlaget.

EN Adjust the fold (A) so that the spacers meet the roof underlayment.

3.

SE Infästning (B): Korrosjonsskyddad Rapid 140/10 (eller motsvarande) alternativt galvaniserad pappspik 25 x 2,5 mm. Fixering (C): För c1200 avsluta med skruvad träkloss.

(OBS! Skruven får ej gå igenom takunderlaget!) Klamra skivan mot klossen.

OBS! Vid hängande underlagsduk avsluta distanserna vid dukens lägsta punkt!

NO Festing (B): Korrosjonsbeskyttet Rapid 140/10 (eller tilsvarende) eller galvanisert pappspiker på 25 x 2,5 mm. Fiksering (C): For c1200 avslutter du med en skrudd trekloss.

(OBS! Skruen må ikke gå gjennom takunderlaget!) Klem fast platen mot klossen.

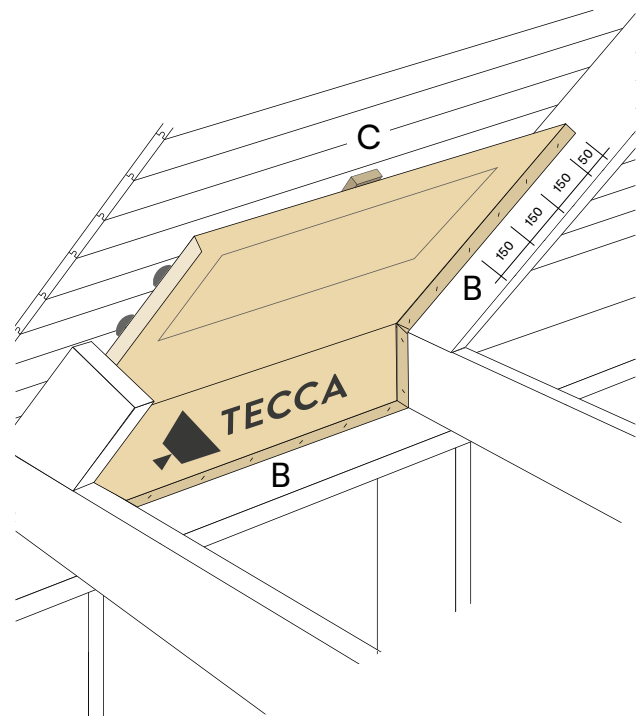
OBS! Hvis hengende underlagsduk brukes, avslutt avstandsstykkene ved dukens laveste punkt.

EN Mounting (B): Corrosion-resistant Rapid 140/10 (or equivalent) or 25 x 2.5 mm galvanised roofing nails.

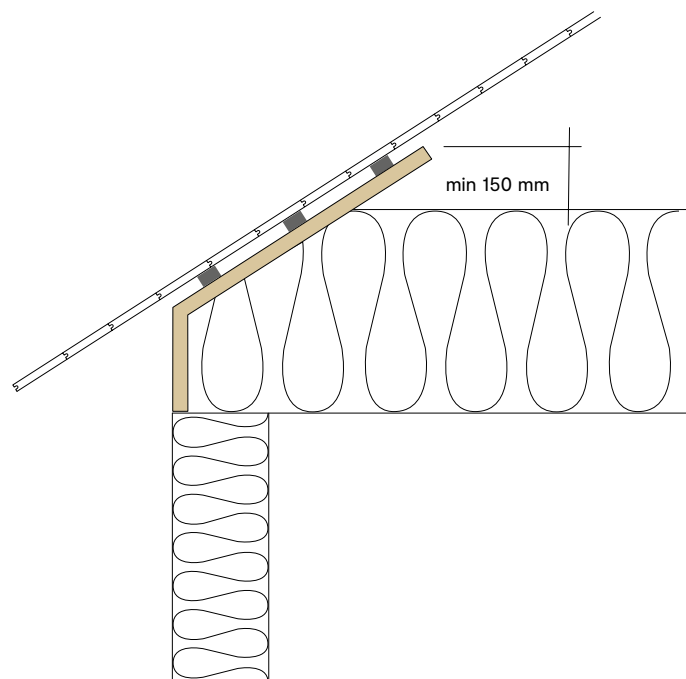
Fixation (C): For c1200, finish with screwed wooden blocks.

(Note: The screw must not penetrate the roof underlayment!) Tighten the board against the block.

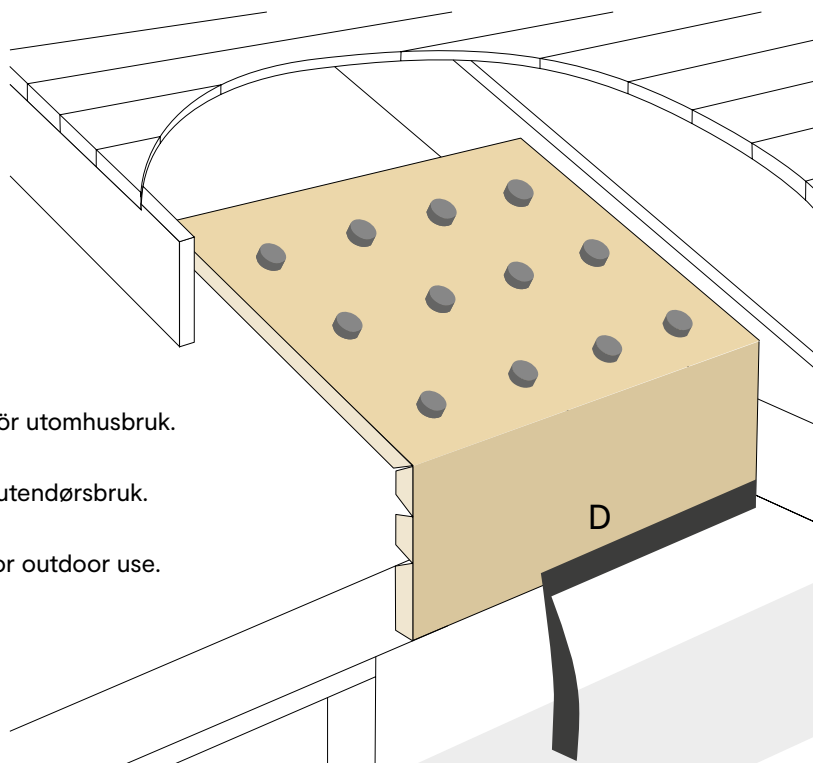
Note: In the case of a hanging underlayment, finish the spacing at the lowest point of the underlayment!



4.



5.



SE Skarvtejpning (D): Tätningstejp T-Flex för utomhusbruk.

NO Skjøteteip (D): Tetningsteip T-Flex for utendørsbruk.

EN Splice taping (D): T-Flex sealing tape for outdoor use.