



COMBINATION  
INFO  
**FASTTRACK**





# FastTrack


## Consists of:



1 x Hurdle



1 x Step









1 x TakeOff



1 x WigggleBridge 3 or  
1 x WigggleBridge 6



## Technical info:

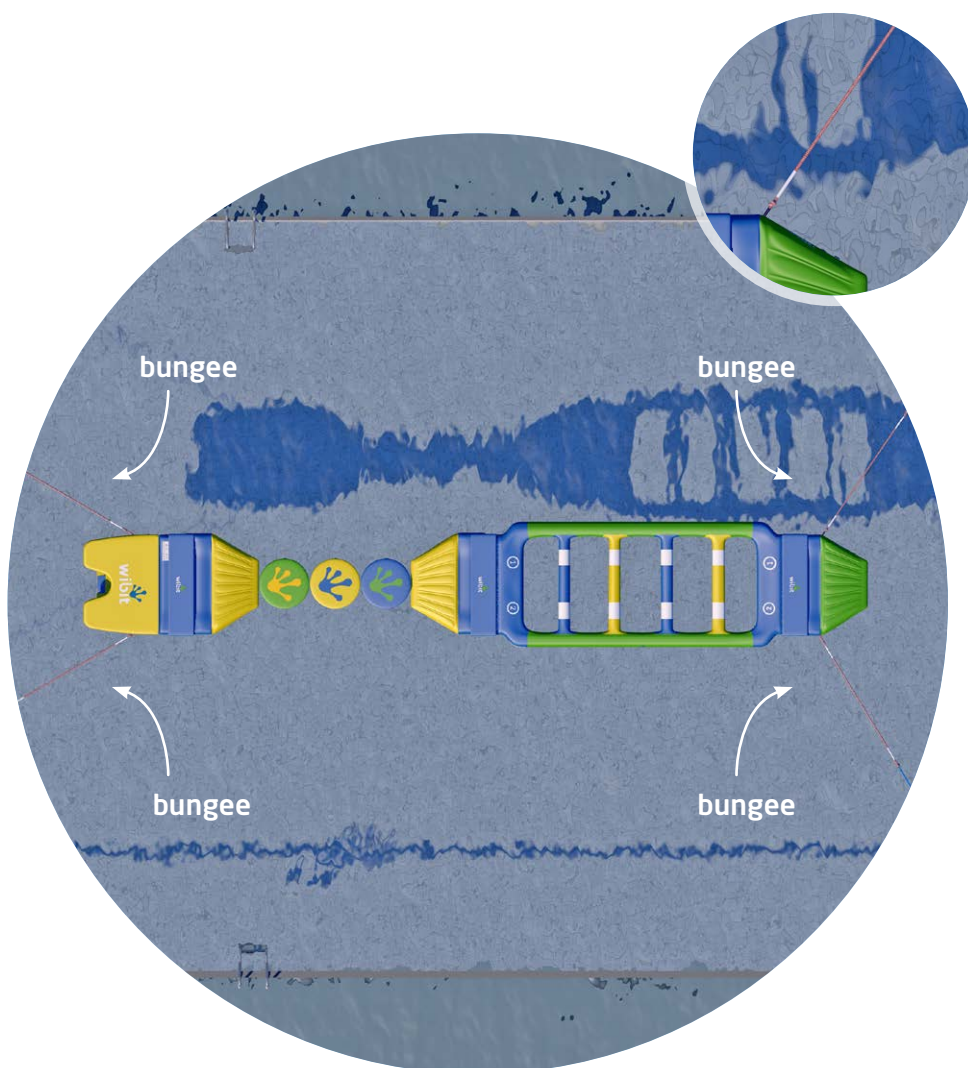
	 31044	 min. water depth 1,2 m 3'-11"	 dimensions l x w x h 15,5 x 2,5 x 0,3 m 50' x 8' x 1'	 user capacity 8
FASTTRACK 3				
FASTTRACK 6	31045	1,2 m 3'-11"	18,5 x 2,5 x 0,3 m 60' x 8' x 1'	10
	 inflation time	 includes		
FASTTRACK 3	20 min*	1 x Accessories kit		
FASTTRACK 6	25 min*	1 x Accessories kit		

\*Estimated (depends on manpower and location)

# FastTrack

## Accessories kit:

- 1 x Connector straps (2 pcs., 75 m / 30")
- 2 x Velcro adapter (loops)
- 1 x Bungee (4 pcs., 3 m / 10')
- 1 x Hand pump
- 2 x Electric pump
- 1 x Manometer
- 4 x Strap (5 m / 16')
- 4 x Double buckle strap
- 4 x Shackle
- 1 x Repair tool box (with content)
- 1 x Product manual commercial pool



# FastTrack 3

## Water depth:



# FastTrack 6

## Water depth:

