


WiggleBoard



The ultimate test of balance



The module in action:







The WiggleBoard wobbles side to side, demanding guests to keep their balance to avoid a splash. This module challenges all fitness levels and puts their balancing skills to the ultimate test.

Your benefits:

Thanks to its compact size, this module integrates effortlessly into any water course and is budget-friendly to purchase. To optimize the challenge, we recommend placing the WiggleBoard between climbing and running obstacles, ensuring it enhances the overall difficulty and movement of your park.

Features:



 No.	 min. water depth	 dimensions l x w x h	 user capacity	 inflation time	 includes
30187	4'1" 1,25 m	9'10" x 6'7" x 2'4" 3 m x 2 m x 0,7 m	2	2 min*	1 x safety flap 2 x connector strap



* Estimated (depends on manpower and location)