


















color chart Amsterdam Standard Series Specialties

Reflex yellow  °256 <input checked="" type="checkbox"/>	Reflex orange  °257 <input checked="" type="checkbox"/>	Reflex rose  °384 <input checked="" type="checkbox"/>	Reflex green  °672 <input checked="" type="checkbox"/>	Silver  +++ 800 <input checked="" type="checkbox"/> PW6/PW15/PW20/PBk11	Light gold  +++ 802 <input checked="" type="checkbox"/> PW6/PW20/PR101	Deep gold  +++ 803 <input checked="" type="checkbox"/> PW6/PW20/PR101	Copper  +++ 805 <input checked="" type="checkbox"/> PW20/PR101	Bronze  +++ 811 <input checked="" type="checkbox"/> PW20/PR101
Pewter  +++ 815 <input checked="" type="checkbox"/> PW6/PW15/PW20/PBk11	Graphite  +++ 840 <input checked="" type="checkbox"/> PW6/PW15/PW20/PBk7	Pearl white  +++ 817 <input type="checkbox"/> PW6 / PW15 / PW20	Pearl yellow  +++ 818 <input type="checkbox"/> PW6 / PW15 / PW20	Pearl red  +++ 819 <input type="checkbox"/> PW6 / PW15 / PW20	Pearl blue  +++ 820 <input type="checkbox"/> PW6 / PW15 / PW20	Pearl violet  +++ 821 <input type="checkbox"/> PW6 / PW15 / PW20	Pearl green  +++ 822 <input type="checkbox"/> PW6 / PW15 / PW20	

Explanations of the signs
from left to right
Example:

Light gold



+++ 802
PW6/PW20/PR101

Degree of lightfastness

- +++ = at least 100 years lightfast under museum conditions (13 colors)
- = 0 - 10 years lightfast under museum conditions (4 colors)

The lightfastness of all these colors has been tested in accordance with ASTM Standards D4303

Opacity

- = transparent (6 colors)
- = semi-transparent (4 colors)
- = semi-opaque (6 colors)
- = opaque (1 color)

802 = color number

PW6/PW20/PR101 = pigments used