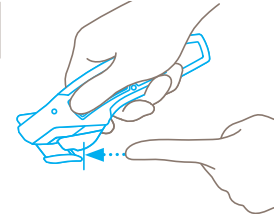


## TECHNICAL DATA SHEET

### SECUMAX 370 NO. 370001

#### Safety technology



#### Concealed blade – a maximum degree of safety

The SECUMAX 370 blade is not an open one, but is hidden from people and goods. This provides you with a maximum degree of safety from cut injuries and from damage to goods.



#### SAFETY KNIFE WITH CONCEALED BLADE AND VARIABLE CUTTING DEPTH FROM 6 TO 10 MM.

**Order No.** 370001.02

##### Grows into the job

The SECUMAX 370 from MARTOR is the world's first GS-certified safety knife with a concealed blade and maximum cutting depth of 10 mm. Previous cutting depths were only 6 to 7 mm, insufficient to effectively cut materials such as thick 3-ply cardboard. This is exactly where the innovative solution from MARTOR can be applied. It combines maximum safety technology with a variable extendable cutting depth. The glass fibre reinforced handle comprises at least 60% recycled plastic.

##### Increased cutting depth

You can extend cutting depths from 6 to 10 mm as required by moving the double-sided slider with your thumb. Blade access then becomes wider – ideal for thicker cutting material.

##### Robust blade head

The SECUMAX 370 has also been designed to cut firmer material. The innovative blade head uses a 0.63 mm thick blade

that can handle very high demands. The top of the blade head functions as a 6 mm adhesive tape splitter.

##### Protects people and goods

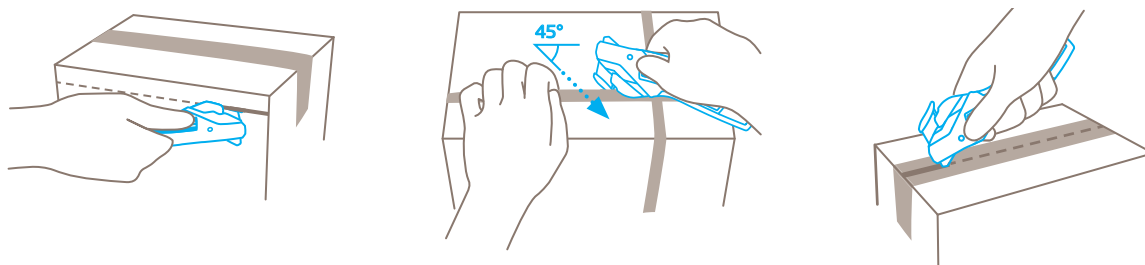
The plastic protects people and goods from the blade. It can also be used to pierce cutting materials. You can increase work safety by releasing the slider – if activated – when commencing cutting.

##### Recycled plastic

The SECUMAX 370 handle is not only very ergonomic, but also comprised from high-quality recycled plastic reinforced with glass fibre. The safety knife is therefore highly sustainable and durable.






##### Simple operation

The first SECUMAX with a slider is suitable for both right- and left-handed users. The slider is easy and smooth to operate. Its shape and surface provides optimum grip. Blade changing is effortless using the blue change button.













## PRODUCT FEATURES

### Technical features

 Maximum safety	 Tool-less blade change	 Abrasion resistant	 Very ergonomic
 For right and left handers	 Adjustable cutting depth (6-10 mm)	 Tape splitter	 Printable for promotional purposes
 Lanyard hole			

### Main cutting materials

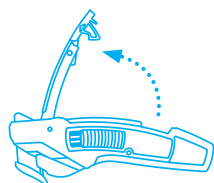
 Cardboard: up to 3-ply	 Plastic strapping band	 Wrapping, stretch and shrink foil	 Tape
 Bagged goods	 Felt	 Fleece	 Foam, polystyrene
 Coated film	 Laminated film		

### Installed blade

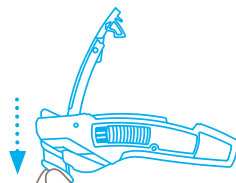


**NO. 3770**  
0.63 mm

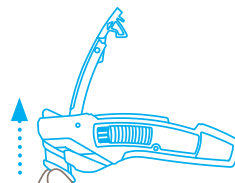
## BLADE CHANGE



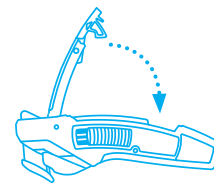
**Fully open** out the blade lock from the handle using the blade change button and **hold**.



**Pull** the blade head out and **re-place**.



Do this by holding the blade head at right angles to the lower handle area. Then **press** the blade head into the slot **as far as it will go**.



Fold the blade lock back into the handle letting the blade change button **audibly** snap into place.

## SERVICES OFFERED



Safety poster



Training video



Technical data sheet



Consulting service

## PRODUCT AND PACKAGING DETAILS

Order No.	NO. 370001.02	Packaging unit	1 in single unit box
Knife size (L x W x H)	163 x 18 x 58 mm	Size Single unit box	165 x 20 x 60 mm
Weight knife	60.0 g	Weight single unit box	77.0 g
Basic material	Recycled plastic, glass fibre reinforced	EAN Code single unit box	4002632805110
Cutting depth	6 - 10 mm	Quantity in outer pack	10 knives
		Size outer pack	173 x 110 x 127 mm
		Weight outer pack	870.0 g
		EAN Code outer pack	4002632855115
		Customs tariff number	82119200

## SAFETY CERTIFICATE

Date of issue	12.09.2025
Certification	GS certificate NO. 190881-8267-55094-2025

### Certificates and awards



## SAFETY ADVICE

To ensure that you use your new MARTOR knife safely and most effectively, please read and note the following user-instructions. Please keep the written guide in a safe place so that you can access it at any time.

**1. General application instructions:** Please always use the product carefully for manual cutting work only and not for any purposes other than those that are intended. Please take the correct handling and the proper use of the knives into account in this regard. As an additional safety measure, we recommend the wearing of safe gloves.

**2. Special application instructions to avoid the danger of injuries:** Always take great care when handling the product. Before first use, familiarise yourself with the safety technology and how it works. Before every further use, check the knife for proper functioning. Only use cutting tools that are in perfect condition with sharp, clean and undamaged MARTOR blades. Also make sure that the knife's operation is not impaired by the material to be cut or by dirt or particle deposits around the blade. **CAUTION: The blade is sharp and can result in serious and deep cuts. Therefore, never reach into the blade!** Do not place your free hand in the line of cutting and never cut directly towards you.

**3. Replacement of spare parts:** Replace any blades that become dull at the right time! Use only the replacement blades from MARTOR for this purpose. Dispose of old blades in a proper fashion. They should not be placed in a waste paper bin, as this poses a considerable danger of injuries. Never perform any repairs yourself. If the knife shows signs of aging or any other wear, e.g. which impair safety features, blade changing or usage, the knife must be taken out of service and replaced. Do not modify this product in any way. Modifications of any kind may impair product safety. **CAUTION:** The risk of injury caused by manipulation of this product is extremely high.

**4. Non-use of the knife:** Always secure the blade in such a way (depending on product type) that injuries due to cuts are excluded. Store the knife in a secure place.

**5. Care instructions:** To guarantee a long service life, always keep the knife clean and do not expose it to unnecessary soiling and humidity.

**CAUTION: No liability will be assumed for consequential losses. Subject to technical changes and errors! This knife does not belong in the hands of children!**

## ACCESSORIES

### BELT HOLSTER L

NO. 9922



What do you do with your cutting tools when you are not actually using them? The MARTOR BELT HOLSTER L is a robust holder that allows you to carry all large MARTOR knives as well as our safety scissors at all times. In addition, the interior and exterior pockets are designed to allow you to load different tools: for example you can carry an extra safety knife, a pen and a pack of blades. The MARTOR BELT HOLSTER is the ideal place to stow your tools safely when moving from A to B – and have them at hand, as soon as they are required.

### BELT HOLSTER XXL

NO. 9924



The BELT HOLSTER XXL is a real space miracle. With it, you not only transport your MARTOR cutting tools safely from A to B. All other work utensils are always within reach. The BELT HOLSTER XXL has two large compartments: the inner one is lockable, the outer one is equipped with a knife safety device. You are also well equipped when it comes to carrying options. Choose flexibly between strap, Velcro fastener and clip.

### TOOL RETRACTOR

NO. 9960



The TOOL RETRACTOR protects your cutting tool from loss and from falling down. Its core is the heavy-duty Kevlar cord that can be extended up to 90 cm. As soon as you let go of your knife, it is returned to you via the flexible cord. Your hands are free for other activities – the knife always remains at hand. The carabiner is designed for your belt loop, the steel cord at the other end fits through the eyelet of your cutting tool.

### USED BLADE CONTAINER


NO. 9810



You can fill the USED BLADE CONTAINER with the content of your SAFEBOX. Or directly with your used blades. When the box is full, turn the lid until it shuts. Now the box cannot be reopened. The next step is to safely and completely dispose of the filled USED BLADE CONTAINER as normal waste.

### WALL MOUNT BRACKET USED BLADE CONTAINER

NO. 9845



Include it in your order now! With this mounting bracket you can fix your USED BLADE CONTAINER to a central location. Use the clamp and screws and nuts supplied with the product to attach it to either a pipe or a rod.

## MANUFACTURER

MARTOR KG | Lindgesfeld 28 | 42653 Solingen | Germany  
T +49 212 73870-0 | [info@martor.de](mailto:info@martor.de) | [www.martor.com](http://www.martor.com)