

SHENZHEN JASIC TECHNOLOGY CO., LTD.

Address: No. 3, Qinglan 1st Road, Pingshan District, Shenzhen, Guangdong, China

Postcode: 518118

Tel: +86 (0755) 8670 6250

Fax: +86 (0755) 2736 4108

Website: www.jasictech.com

E-mail: sales@jasictech.com

 @JASICTechOfficial  JASIC Technology Co., Ltd.  @jasictech_official



Handheld Fiber Laser Welding & Cleaning System

www.jasictech.com

The information in this document may contain statements or predictive statements including, without limitation, statements regarding product specifications, current/future financial and operating results, future product portfolios, new technologies, etc. There are a number of factors that could cause actual results and developments to differ materially from those expressed or implied in these statements. Therefore, such information is provided for reference purpose only and constitutes neither an offer nor an acceptance. JASIC may change the information at any time without notice.

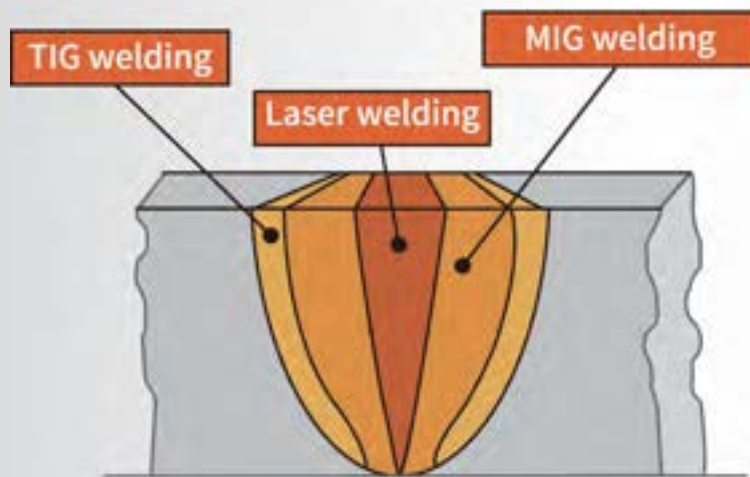
A brief introduction to handheld fiber laser welding

Using laser beam to melt and join metals, this is an emerging manual welding technology that is much more efficient and precise than MIG/TIG with minimal distortion, undercut or burn-through thanks to very limited heat affected zone (HAZ).

It delivers excellent welding results with much less costs compared to manual MIG/TIG welding.

As the challenges of metal fabrication industry grow, this new technology can significantly improve fabricators' efficiency and profitability in a competitive landscape where fast project delivery and effective cost control are vital.

Comparison of HAZ



In comparison to other types of welding technologies...

Welding Technology		Arc Welding	Solid YAG Laser	CW Handheld Fiber Laser
Welding experience	Heat input	High	Low	Low
	Distortion	High	Low	Low
	Weld seam formation	Fillet	Fillet	Variable
	Post weld processing	Yes	Yes	No
	Welding speed	Low	Medium	High
	Ease of use	Low	High	High
Sustainability	Hazard to people	High	Low	Low
	Pollution to environment	High	High	Low
Cost	Consumables	Electrode/welding wire/shielding gas	Crystal, Xenon gas	Shielding gas
	Energy efficiency	High	Low	High
	Skill requirement	High	Moderate	Low
	Footprint	Small	Large	Small

Why JASIC handheld fiber laser welding?



High Welding Efficiency

- Up to 10x faster than manual TIG welding
- Very limited spatter thus little post-weld cleaning needed
- Little need for rework thanks to minimal porosity, undercut, or distortion



High Energy Efficiency

- CW(continuous wave) laser with 40+% electro-optical conversion efficiency, 10x that of a solid YAG laser



Cost Efficient

- Low welding skill requirement, save on labor cost for experienced arc welder
- Almost 0 maintenance needed for key component, pump source has over 100k hours life span



High Usability

- New industrial design featuring better ergonomics, flexibility and reliability
- Color touch screen control panel with intuitive user interface
- Comprehensive job parameter settings
- Small foot print, great mobility and flexibility



2-Year Warranty

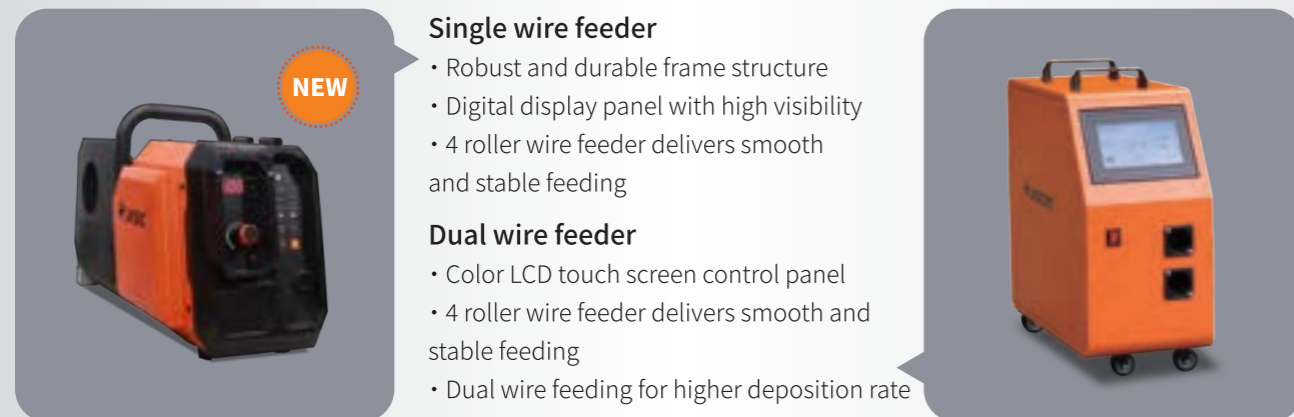
- Comprehensive quality assurance

New industrial design featuring better ergonomics, flexibility and reliability

Improved overall reliability thanks to reinforced housing and redefined internal wiring. Easy to use with smaller size, lighter weight, larger casters and thoughtful handle design.



4 roller wire feeders



3-in-1 handheld fiber laser machine

Being a turnkey solution for fast sheet metal fabrication, this system combines laser welding, cutting and cleaning into one system. On top of its versatility, this 3-in-1 system also possesses the same characteristics in efficiency and in ease-of-use as the other 2 types of machines.



Welding

Rapid and consistent weld seam formation, limited training and little post-weld cleaning needed



Cutting


Switch to cutting mode by simply changing nozzle tip; fast and clean cutting of sheet metal, straight or curvise



Cleaning


Switch to cleaning mode by changing lens and operation mode; rapid and thorough removal of rust/paint/grease, etc., easily cleans hard-to-reach spots

Fast and quality welding of different weld joint types



Exceptional welding results

Continuous wave laser beam delivers high quality weld seams with minimal distortion, undercut or burn-through thanks to very limited heat affected zone (HAZ). As a result, very little post weld processing is needed - less labor, shorter delivery time.



Cutting performance Precise laser cutting with smooth cut surface

Refined heat input results in cut surface with limited striation, great cutting results in both straight and curvise cutting



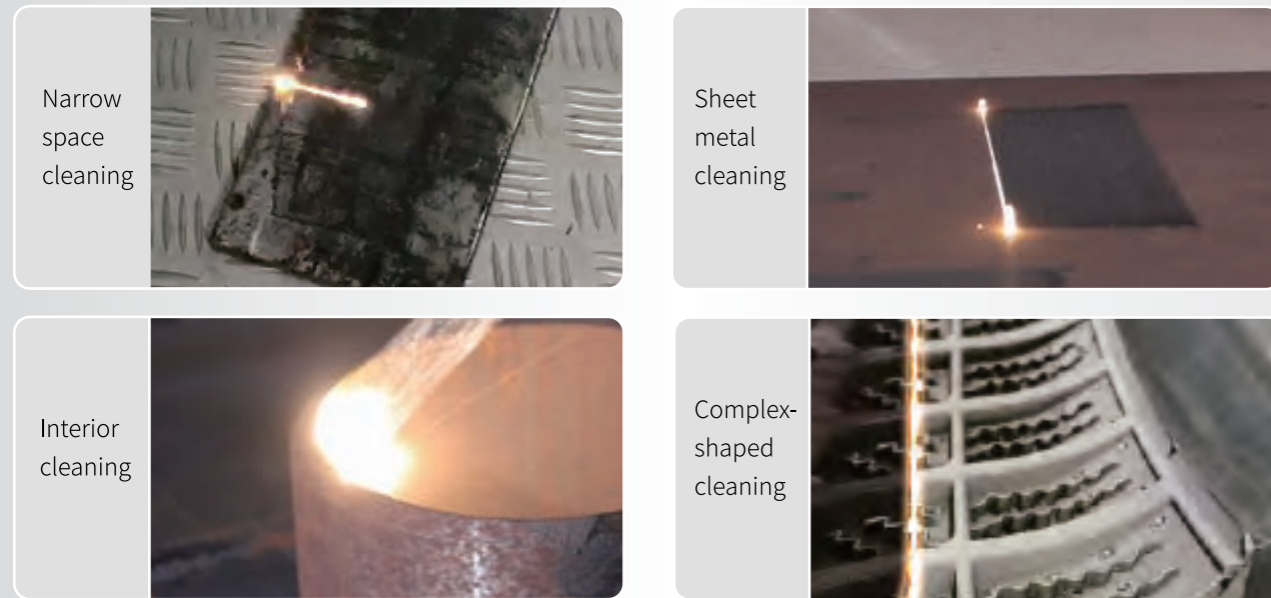
- Easy operation with high cutting efficiency
- Precise cutting, tiny kerf width
- Wide range of applicable sheet metal

Cleaning - different models for different job situation




- Focal length 800mm, max cleaning width 120mm
- Ideal for precise cleaning. e.g. pre-cleaning of weld bead & small parts cleaning
- Good for operating in sitting or squatting position

Unrestricted by work piece type, efficient cleaning with high precision and uniformity



Commonly used in...



Product Specifications

Model	LS-10000F (G4J10)	LS-15000F (G4J8)	LS-20000F (G4J9)	
Input power supply	1P AC220V (-10%~+15%) 50Hz	1P AC220V (-10%~+15%) 50Hz	1P AC220V (-10%~+15%) 50Hz	
Input power	4.5 kW	5.8 kW	7.8 kW	
Center wave length	1080±10 nm	1080±10 nm	1080±10 nm	
Electro-optical conversion efficiency	≥40%	≥40%	≥40%	
Laser power	1000 W	1500 W	2000 W	
Fiber cable length	12 m	12 m	12 m	
Cooling method	Water cool	Water cool	Water cool	
Single wire welding and self fusion welding	Scan width	0~6 mm	0~6 mm	0~6 mm
	Welding wire diameter	0.8/1.0/1.2 mm	0.8/1.0/1.2/1.6 mm	0.8/1.0/1.2/1.6 mm
	Shielding gas	Argon/nitrogen (≥3 bar)	Argon/nitrogen (≥3 bar)	Argon/nitrogen (≥3 bar)
	Welding thickness	0.5~3 mm	0.5~5 mm	0.5~6 mm
	Penetration	0.5~1.5 mm	0.5~3 mm	0.5~4.5 mm
Welding gap range	≤Welding wire diameter			
Double wire welding	Scan width	Not recommended		5~8 mm
	Welding wire diameter	Not recommended		1.2/1.6 mm
	Shielding gas	Not recommended		Argon/nitrogen (≥3 bar)
	Welding thickness	Not recommended		3~6 mm
	Penetration	Not recommended		3~5 mm
Welding gap range	Not recommended		≤Welding wire diameter	
Cutting	Recommended cutting thickness	≤1.5mm	≤3mm	≤5mm
	Max cutting thickness	3 mm	5 mm	6 mm
	Shielding gas	Argon, nitrogen (4bar≤gas pressure≤7bar)	Argon, nitrogen (4bar≤gas pressure≤7bar)	Argon, nitrogen (4bar≤gas pressure≤7bar)
Cleaning	Cleaning speed	25 mm/s	50 mm/s	50 mm/s
	Standoff distance	15 cm (F150 focusing lens) 40 cm (F400 focusing lens) 80 cm (F800 focusing lens)	15 cm (F150 focusing lens) 40 cm (F400 focusing lens) 80 cm (F800 focusing lens)	15 cm (F150 focusing lens) 40 cm (F400 focusing lens) 80 cm (F800 focusing lens)
	Max. cleaning width	0-30 mm (F150 focusing lens) 0-60 mm (F400 focusing lens) 0-120 mm (F800 focusing lens)	0-30 mm (F150 focusing lens) 0-60 mm (F400 focusing lens) 0-120 mm (F800 focusing lens)	0-30 mm (F150 focusing lens) 0-60 mm (F400 focusing lens) 0-120 mm (F800 focusing lens)
	Shielding gas	Use oil-free and moisture-free gas; gas pressure ≥3 bar; other inert gases		
Water tank capacity	8 L			
Operating temperature	-10°C~40°C; antifreeze needed when ≤5°C			
Operating humidity	≤70% at 40°C; ≤90% at 20°C			
Power source weight	85 kg	85 kg	92 kg	
Packed weight	103 kg	103 kg	110 kg	
Package weight of wire feeder and accessories	17.5 kg	17.5 kg	17.5 kg	
Power source dimensions	773 x 410 x 737 mm	773 x 410 x 737 mm	773 x 410 x 737 mm	
Package dimensions	865 x 475 x 1035 mm	865 x 475 x 1035 mm	865 x 475 x 1035 mm	
Package dimensions of wire feeder and accessories	890 x 320 x 430mm	890 x 320 x 430mm	890 x 320 x 430mm	

On the use of antifreeze

It is important to use antifreeze for our handheld fiber laser machines as using the machines without proper antifreeze measures under 7°C working temperature can cause malfunction or even damage*.

*: damage of JASIC handheld fiber laser machines caused by the absence of or the improper use of antifreeze agent is not covered by JASIC's 3-year warranty

Tips on using antifreeze

- Keep working temperature above 7°C ;
- Keep water cooler running, set the low and normal temperatures of cooling water to around 7°C to make sure the temperature of the coolant is above freezing point;
- Drain* cooling water out of the machine after use and add antifreeze coolant to ensure liquid circulation;
- Use antifreeze with freezing point slightly lower than the lowest local working temperature

*: Location of the drain valve



*: component is subject to change.

Choosing the right antifreeze

It is recommended to choose antifreeze with lowest freezing point slightly lower than lower than the lowest local working temperature. Recommended brand for antifreezes: Clariant.


Antifreeze & distilled water proportion table	
Proportion ratio (antifreeze: distilled water)	Effective temperature range
6:4	$-42^{\circ}\text{C}\sim-45^{\circ}\text{C}$
5:5	$-32^{\circ}\text{C}\sim-35^{\circ}\text{C}$
4:6	$-22^{\circ}\text{C}\sim-25^{\circ}\text{C}$
3:7	$-12^{\circ}\text{C}\sim-15^{\circ}\text{C}$
2:8	$-2^{\circ}\text{C}\sim-5^{\circ}\text{C}$

Simple lens change method

The handheld laser gun is by default delivered in welding mode.



Switching from welding to cutting



Switching from welding to cleaning



*: component is subject to change.

General Aftersales Policies

As a welding manufacturer with comprehensive quality assurance, we provide the following warranties for our handheld fiber laser welding machines:

- 24 months warranty on the whole machine
- 24 months warranty on the laser generator
- 24 months warranty on the water cooler
- 12 months warranty on the laser welding gun

Please note: the following items/situations are not covered by the warranty.

- Wearing parts and optical lenses are excluded from the warranty
- Product damage or quality issues caused by improper operation or mishandling are excluded from the warranty
- Product damage or quality issues caused by unauthorized repairs using third party parts are excluded from the warranty
- Damage caused by operation outside the scope of the product's technical requirements
- Damage to the laser caused indirectly by faults due to the customer's software or interface
- Damage caused by incorrect installation, maintenance/repair or operational use not specified in the user manual
- Damage caused by human factors during use, especially due to failure to take the necessary antifreeze measures when needed
- Damage caused by failure to comply with relevant requirements on water cooler's maintenance specified in the user manual